

CITIZEN®

CX-121II

Printing Calculator

Machine à Calculer Imprimante

Druckrechner

Calculadora Impresora

Calcolatore con Stampante Incorporata

Печатающий калькулятор

Calculadora com Impressora

Kalkulator z drukarką

حاسبة طابعة

Kalkulator med printer

Rekenmachine met printer

Kalkulator Cetak

打印式计算器

Αριθμομηχανή με δυνατότητα εκτύπωσης

Instruction Manual

Manual de Instrucciones

Manual de Instrução

Anweisungshandbuch

Mode d'emploi

Инструкция по эксплуатации

Istruzioni d'uso

Instrukcja obsługi

كتيب التعليمات

Brugsvejledning

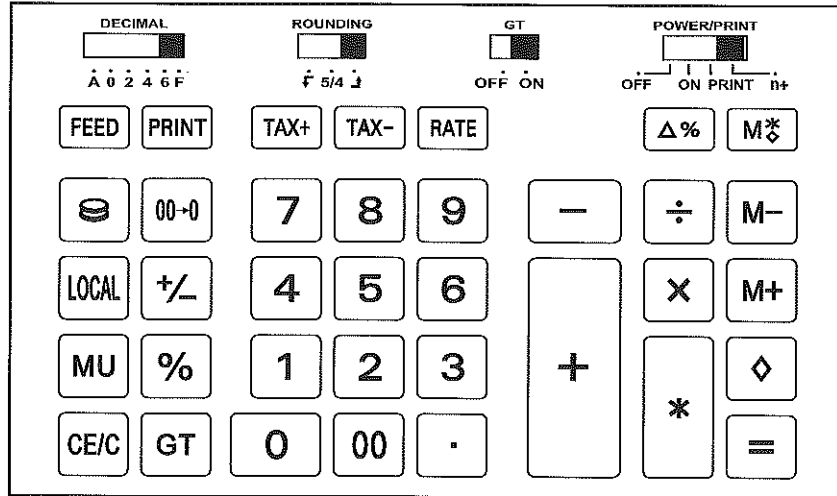
Gebruiksaanwijzing

Petunjuk Penggunaan

使用说明书











Οδηγίες χρήσης


KEYS AND SWITCHES DESCRIPTION





- 0 to 9 00 Numerical key**
Used to enter number into calculator.
- . Decimal point key**
Used to enter decimal point.
- +/- Change sign key**
Reverse the sign of the data of the X-register.
- × ÷ Multiplication and division key**
Stores multiplication and division orders and performs multiplication and division orders stored previously.
Perform repeat multiplication and division calculation.
- = Equal key**
Performs multiplication, division, %, constant calculations and other calculations.
- 00→0 Digit Shift Key**
Shift right the displayed number per digit before any function key be pressed.


- CE/C Clear entry key**
When this key is pressed after an entry of a number. Clear entry number.
In other situation, clear display and all registered calculations except memory.
- % Percent key**
Performs percent calculations.
- ◇ Sub total key**
Used to display and print the contents of the total memory.
- * Total key**
Display and print the contents of the total memory and clears it.
- + Plus key**
Adds an amount to the accumulator. To add the same amount more than one time (repeat addition), enter that amount once and depress the Plus key as many times as necessary. If this key is depressed immediately after [%] key, it works as percent plus key.
- Minus key**
To subtract the same amount more than one time (repeat subtraction), enter that amount once and depress the Minus key as many times as necessary. If this key is depressed immediately after [%] key, it works as percent minus key.
- M* Memory subtotal key**
When press this key once, display and print the contents of the independent memory.
When press this key twice, Display and print the contents of the independent memory and clears it.
- MU Mark-up key**
For the calculation of sales or purchase price with profit margin.
- FEED Paper feed key**

-  **Memory Plus key**
 Adds an amount to memory. If there is a live calculation pending, the Memory plus key will complete the calculation and accumulate the result to Memory.
-  **Memory Minus key**
 Subtracts an amount from memory. If there is a live calculation pending, the Memory Minus key will complete the calculation and subtract the amount from Memory.
-  **Tax include key**
 Calculate amount including TAX with TAX rate.
-  **Discount key**
 Calculate amount excluding TAX with TAX rate.
-  **TAX rate preset key**
 Used to enter TAX rate.
-  **Print key**
 It will print a live entry as an identifier as an invoice number with “#” mark on left most side of roll paper.
-  **Grand Total key**
 Display and print the contents of the grand total memory. Press GT key twice to recall and clear GT memory.
-  **Delta Percent key**
 Automatically compares any two amounts and then calculates and prints the percent change.
-   **Local foreign currency exchange keys**

DECIMAL **Decimal select switch**

 A Adding mode
 F Full-floating
 0,2,4,6 Fixed decimal point.

ROUNDING **Rounding switch**

 5/4 Round off
 ↓ Round down
 ↑ Round up

GT **Grand total memory switch**

 OFF ON
 OFF Grand total memory is not activated.
 ON Final results of additions and subtractions are automatically accumulated in the GT memory according to sign.

POWER/PRINT **OFF ON PRINT**

 OFF ON PRINT n+
 OFF Power is off.
 ON Power is on but printer is disabled.
 PRINT Printer is activated.
 n+ Printout of item count

NOTE: THE SOCKET-OUTLET SHALL BE INSTALLED NEAR THE EQUIPMENT AND SHALL BE EASILY ACCESSIBLE.