

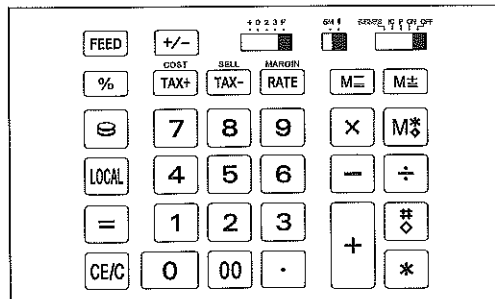
# CITIZEN®

# CX-32II

**Printing Calculator**  
**Machine à Calculer Imprimante**  
**Druckrechner**  
**Calculadora Impresora**  
**Calcolatore con Stampante Incorporata**  
**Печатающий калькулятор**  
**Calculadora com Impressora**  
**Kalkulator z drukarką**  
**حاسبة طابعة**  
**Kalkulator med printer**  
**Rekenmachine met printer**  
**Kalkulator Cetak**  
**打印式计算器**  
**Αριθμομηχανή με δυνατότητα εκτύπωσης**










**Instruction Manual**  
**Manual de Instrucciones**  
**Manual de Instrução**  
**Anweisungshandbuch**  
**Mode d'emploi**  
**Инструкция по эксплуатации**  
**Instruzioni d'uso**  
**Instrukcja obsługi**  
**كتيب التعليمات**  
**Brugsvejledning**  
**Gebbruiksaanwijzing**  
**Petunjuk Penggunaan**  
**使用说明书**  
**Οδηγίες χρήσης**







## KEYS AND SWITCHES DESCRIPTION



- 0 to 9** **00** **Numerical key**  
Used to enter number into calculator.
- .** **Decimal point key**  
Used to enter decimal point.
- +/-** **Change sign key**  
Reverse the sign of the data of the X-register.
- x** **÷** **Multiplication and division key**  
Stores multiplication and division orders and performs multiplication and division orders stored previously.  
Perform repeat multiplication and division calculation.
- =** **Equal key**  
Performs multiplication, division, %, constant calculations and other calculations.

- CE/C** **Clear entry number / Clear All key**  
When this key is pressed after an entry of a number. Clear entry number.  
In other situation, clear display and all registered calculations except memory.
- %** **Percent key**  
Performs percent calculations.
- #** **Data print key / Subtotal key**  
When this key is pressed after an entry of a number. It will print the entry with the symbol "#".  
In other situation, display and print the contents of total memory.
- \*** **Total key**  
Display and print the contents of the total memory and clears it.
- +** **Plus key**  
Adds an amount to the accumulator. To add the same amount more than one time (repeat addition), enter that amount once and depress the Plus key as many times as necessary. If this key is depressed immediately after **%** key, it works as percent plus key.
- **Minus key**  
To subtract the same amount more than one time (repeat subtraction), enter that amount once and depress the Minus key as many times as necessary. If this key is depressed immediately after **%** key, it works as percent minus key.

-  ..... **Memory subtotal key**  
When press this key once, display and print the contents of the independent memory.  
When press this key twice, Display and print the contents of the independent memory and clears it.
-  ..... **Paper feed key**
-  ..... **Memory Plus key**  
Adds an amount to memory. If there is a live calculation pending, the Memory plus key will complete the calculation and accumulate the result to Memory.
-  ..... **Memory Minus key**  
Subtracts an amount from memory. If there is a live calculation pending, the Memory Minus key will complete the calculation and subtract the amount from Memory.
-  ..... **Tax include key (COST key)**  
Calculate amount including TAX with TAX rate.  
When switch selects "BUSINESS", this key will do COST function.
-  ..... **Discount key (SELL key)**  
Calculate amount excluding TAX with TAX rate.  
When switch selects "BUSINESS", this key will do SELL function.
-  ..... **TAX rate preset key (MARGIN key)**  
Used to enter TAX rate.  
When switch selects "BUSINESS", this key will do MARGIN function.
-   ..... **Local foreign currency exchange keys.**

-  ..... **Decimal select switch**  
+ ..... Adding mode  
F ..... Full-floating  
0,2,3 ..... Fixed decimal point.
-  ..... **Rounding switch**  
5/4 ..... Round off  
↓ ..... Round down
-  ..... **OFF ON PRINT**  
OFF ..... Power is off.  
ON ..... Power is on but printer is disabled.  
P ..... Printer is activated.  
IC ..... Printout of item count  
BUSINESS ..... Select    do [COST] [SELL] [MARGIN] functions.

**NOTE: THE SOCKET-OUTLET SHALL BE INSTALLED NEAR THE EQUIPMENT AND SHALL BE EASILY ACCESSIBLE.**