

**CITIZEN**  
Micro HumanTech

## ELECTRONIC CALCULATOR

# SDC-444S

Instruction Manual  
Manual de Instrucciones  
Livro de Especificacoes  
Anweisungshandbuch  
Manuel d'instructions  
Istruzioni all'Uso  
Gebruiksaanwijzing  
Manual  
Инструкция по эксплуатации  
Instrkcja Obslugi  
دليل الإرشادات  
Peraturan pemakaian  
指导说明书  
Εγχειρίδιο χρήσης

### **CITIZEN SYSTEMS JAPAN CO., LTD.**

6-1-12, Tanashi-cho, Nishi-Tokyo-Shi,  
Tokyo 188-8511, Japan  
E-mail: [sales-oe@systems.citizen.co.jp](mailto:sales-oe@systems.citizen.co.jp)  
<http://www.citizen-systems.co.jp/>

CITIZEN is a registered trademark of CITIZEN Holdings CO. LTD. Japan.  
CITIZEN es una marca registrada de CITIZEN Holdings CO. LTD. Japon.  
Design and specifications are subject to change without notice.  
西铁城和CITIZEN是日本法人西铁城控股株式会社の注册商标



Printed in China

HDB0D48NT10 XXX

**\* POWER SUPPLY** **English**

CITIZEN model SDC-444S is a dual-powered (high power solar + back-up battery) calculator operative under any lighting conditions.  
 -Auto power-off function-  
 The calculator switches the power off automatically if there has been no key entry for about 10 minutes.  
 -Battery change-  
 If the back-up battery needs to be changed, open the lower cabinet to remove the old battery and insert a new battery in the indicated polarity.

**\* KEY INDEX** **English**

$\left[ \frac{ON}{AC} \right]$  : Power on / All Clear key.  
 $[CE/C]$  : Clear Entry / Clear key.  
 $[MU]$  : Price Mark-up/down key  
 $[00 \rightarrow 0]$  : Shift-back key.  $[M+]$  : Memory plus key.  
 $[M-]$  : Memory minus key.  $[+/-]$  :  $\pm$ Sign change key  
 $[MR]$  : Memory recall key  $[MC]$  : Memory clear key  
 $[MII+]$   $[MII-]$   $[MII^{\frac{1}{2}}]$  : The Second Memory key

$\left[ \frac{A0234F}{\text{DEC}} \right]$  Decimal place selection switch  
 $-F-$  Floating decimal mode  
 $-0-2-3-4-$  Fixed decimal mode  
 $-A-$  ADD-mode automatically enters the monetary decimal in addition and subtraction calculations

$\left[ \frac{\uparrow 5/4 \downarrow}{\text{ROUND}} \right]$  Round-up / Round-off / Round-down switch

**The Signs Of The Display Mean The Following:**  
 MI : The first memory loaded. - : Minus ( or negative)  
 MII : The second memory loaded. E : Overflow-error.

**\* OPERATION EXAMPLES** **English**

**1. Calculation Examples**

Before performing each calculation, press the  $\left[ \frac{ON}{AC} \right]$  key.

Example	Key operation	Display
$\left[ \frac{\uparrow 5/4 \downarrow}{\text{DEC}} \right]$ 1 x 2 x 3 = 6	$\left[ \frac{ON}{AC} \right]$ 1 [x] 2 [x] 3 [=]	0. 6.
$\left[ \frac{A0234F}{\text{DEC}} \right]$ 2 x 3 = 6	[CE/C] 2 [x] 2 [CE/C] 3 [=]	0. 6.
$\left[ \frac{A0234F}{\text{DEC}} \right]$ 2 + 4 + 6 = 12	2 [+] 3 [+] 6 [CE/C] [CE/C]	0. 6. 12.
1234 x 100 = 123,400	12345 [00→0]	1234 123400
5 x 3 ÷ 0.2 = 75	[x] 100 [=]	123400
300 x 27% = 81	5 [x] 3 [=] 0.2 [=]	75.
$\frac{11.2}{56}$ x 100% = 20%	300 [x] 27 [%]	81.
30 + (30 x 40%) = 42	11.2 [=] 56 [%]	20.
30 - (30 x 40%) = 18	30 [+] 40 [%]	42.
5 <sup>4</sup> = 625	30 [-] 40 [%]	18.
$\sqrt{144}$ = 12	5 [x] [=] [=] [=]	625.
$\frac{A0234F}{\text{DEC}}$ \$14.90 + \$0.35 - \$1.45	144 [√]	12.
+ \$12.05 = \$25.85	1490 [+] 35 [-] 145 [+]	25.85
$\left[ \frac{\uparrow 5/4 \downarrow}{\text{DEC}} \right]$ 1 / 30 = 0.0333...	1205 [=]	0.03
$\left[ \frac{A0234F}{\text{DEC}} \right]$ $\frac{1}{(2 \times 5 - 4)}$ = 0.166...	30 [-] [=]	0.03
	2 [x] 5 [-] 4 [-] [=]	0.16

**2. Memory Calculation**

$\left[ \frac{\uparrow 5/4 \downarrow}{\text{DEC}} \right]$ (12 x 4) - (20 ÷ 2) = 38	$\left[ \frac{ON}{AC} \right]$ 12 [x] 4 [M+] 20 [=] 2 [M-]	0. MI 10.
$\left[ \frac{A0234F}{\text{DEC}} \right]$ 15 x 2 = 30	[MR]	MI 38.
20 x 3 = 60	[MC] [CE/C]	0.
25 x 4 = 100	15 [x] 2 [M+] 20 [x] 3 [M+]	MI 60.
(total A = 190)	25 [x] 4 [M+]	MI 100.
10 ÷ 5 = 2	[MR]	MI 190.
4 x 2 = 8	10 [=] 5 [MII+] 4 [x] 2 [MII+]	MI 8.
(total B = 10)	[MII <sup>1/2</sup> ]	MI 10.
A ÷ B = 19	[MR] [=]	MI 190.
	[MII <sup>1/2</sup> ]	MI 10.
	[=]	MI 19.
	$\left[ \frac{ON}{AC} \right]$	0.

**3. Constant Calculation**

$\left[ \frac{\uparrow 5/4 \downarrow}{\text{DEC}} \right]$ 2 + 3 = 5	2 [+] 3 [=]	5.00
$\left[ \frac{A0234F}{\text{DEC}} \right]$ 4 + 3 = 7	4 [=]	7.00
$\left[ \frac{A0234F}{\text{DEC}} \right]$ 3 x 4.111 = 12.333	3 [x] 4.111 [=]	12.34
$\left[ \frac{A0234F}{\text{DEC}} \right]$ 3 x 6 = 18	6 [=]	18.00

**4. Overflow Error Clear**

123456789012 x 100	1234567890123 E	123456789012
= 12345678901200	[00→0] [x] 100 [=]	E 12.3456789012
	$\left[ \frac{ON}{AC} \right]$	0.

**5. Price Mark-Up & Down Calculation**

$\left[ \frac{\uparrow 5/4 \downarrow}{\text{DEC}} \right]$ 200+(P x 20%)=P	200 [=] 20 [MU]	250.
$\left[ \frac{A0234F}{\text{DEC}} \right]$ P= $\frac{200}{1-20\%}$ = 250	[MU]	50.
$\left[ \frac{A0234F}{\text{DEC}} \right]$ 250-200 = 50		
125-(P x 20%)=P	125 [=] 25 [+/-] [MU]	100.
P= $\frac{125}{1+25\%}$ = 100	[MU]	25.
125-100 = 25		

**6. Delta Percent**

$\left[ \frac{\uparrow 5/4 \downarrow}{\text{DEC}} \right]$ $\frac{180-150}{150}$ x 100% = 20%	180 [-] 150 [MU]	20.
$\left[ \frac{A0234F}{\text{DEC}} \right]$ 20%		

**\* ALIMENTACIÓN** Español

Modelo CITIZEN SDC-444S funciona gracias a un mecanismo de doble carga (luz solar y batería de apoyo), lo cual le permite operar bajo cualquier condición de iluminación.  
 -Función de desconexión automática-  
 La calculadora se apaga automáticamente si no ha sido utilizada durante 10 minutos aproximadamente.  
 -Reemplazado de la pila-  
 Si la pila de apoyo necesita ser reemplazada, quite los tornillos del departamento inferior y sustituya la pila gastada por una nueva. Coloque la pila en su posición correcta, con la polaridad indicada.

**\* TECLADO INFORMATIVO** Español

$\frac{ON}{AC}$  : Tecla de encendido / Borrar todo.  
 $\frac{CE}{C}$  : Tecla de borrar entrada / Borrar.  
 [MU] : Tecla de subir o bajar precios.  
 [00→0] : Tecla de anular el dígito ultimado.  
 [M+] : Tecla de memoria positiva.  
 [M-] : Tecla de memoria negativa.  
 [+/-] : Tecla de cambio de signo  
 [MC] : Tecla de limpieza de memoria  
 [MR] : Tecla de llamada de memoria  
 [MII+] [MII-] [MII $\frac{\circ}{\circ}$ ] : Tecla de la segunda memoria

$\frac{A0234F}{\text{Selector del lugar decimal}}$   
 -F- Modo decimal flotante  
 -0-2-3-4- Modo decimal flotante  
 -A- Modo ADD: ingresa automáticamente el decimal monetario en cálculos de suma y resta  
 $\frac{\uparrow 5/4 \downarrow}{\text{Redondeo hacia arriba / Sin redondeo / Redondeo hacia abajo}}$

Los signos del visor significan lo siguiente:

- MI : La primera memoria está cargada.
- MII : La segunda memoria está cargada.
- : Menos (o negativo)
- E : Error de desbordamiento.

**\* EJEMPLO DE FUNCIONES** Español

**1. Ejemplos de calculación**

Antes de realizar cada cálculo, presione la tecla  $\frac{ON}{AC}$ .

Ejemplo	Operación con la tecla	Visualización
$\frac{\uparrow 5/4 \downarrow}{\text{Selector del lugar decimal}}$ 1 x 2 x 3 = 6	$\frac{ON}{AC}$ 1 [x] 2 [x] 3 [=]	0. 6. 0.
$\frac{A0234F}{\text{Selector del lugar decimal}}$ 2 x 3 = 6	2 [x] 2 [CE/C] 3[=]	6.
$\frac{A0234F}{\text{Selector del lugar decimal}}$ 2 + 4 + 6 = 12	2 [+] 3 [+] 6 [CE/C] [CE/C]	0. 12.
1234 x 100	12345 [00→0]	1234
= 123,400	[x] 100 [=]	123400
5 x 3 ÷ 0.2 = 75	5 [x] 3 [-] 0.2 [=]	75.
300 x 27% = 81	300 [x] 27 [%]	81.
$\frac{11.2}{56}$ x 100% = 20%	11.2 [=] 56 [%]	20.
30 + (30 x 40%) = 42	30 [+] 40 [%]	42.
30 - (30 x 40%) = 18	30 [-] 40 [%]	18.
5 <sup>4</sup> = 625	5 [x] [=] [=] [=]	625.
$\sqrt{144}$ = 12	144 [√]	12.
$\frac{A0234F}{\text{Selector del lugar decimal}}$ \$14.90 + \$0.35 - \$1.45	1490 [+] 35 [-] 145 [+]	25.85
$\frac{\uparrow 5/4 \downarrow}{\text{Selector del lugar decimal}}$ + \$12.05 = \$25.85	1205 [=]	0.03
$\frac{\uparrow 5/4 \downarrow}{\text{Selector del lugar decimal}}$ 1 / 30 = 0.0333...	30 [-] [=]	0.03
$\frac{A0234F}{\text{Selector del lugar decimal}}$ $\frac{1}{(2 \times 5 - 4)}$ = 0.166...	2 [x] 5 [-] 4 [-] [=]	0.16

**2. Cálculo de memoria**

$\frac{\uparrow 5/4 \downarrow}{\text{Selector del lugar decimal}}$ (12 x 4) - (20 ÷ 2) = 38	$\frac{ON}{AC}$ 12 [x] 4 [M+] 20 [-] 2 [M-]	0. MI 10. MI 38.
$\frac{A0234F}{\text{Selector del lugar decimal}}$ 15 x 2 = 30	[MR] [MC] [CE/C]	0.
20 x 3 = 60	15 [x] 2 [M+] 20 [x] 3 [M+]	MI 60.
25 x 4 = 100	25 [x] 4 [M+]	MI 100.
(total A = 190)	[MR]	MI 190.
10 ÷ 5 = 2	10 [-] 5 [MII+] 4 [x] 2 [MII+]	MI 8.
4 x 2 = 8	[MII $\frac{\circ}{\circ}$ ]	MI 10.
(total B = 10)	[MR] [-]	MI 190.
A ÷ B = 19	[MII $\frac{\circ}{\circ}$ ]	MI 10.
	[=]	MI 19.
	$\frac{ON}{AC}$	0.

**3. Constante**

$\frac{\uparrow 5/4 \downarrow}{\text{Selector del lugar decimal}}$ 2 + 3 = 5	2 [+] 3 [=]	5.00
$\frac{\uparrow 5/4 \downarrow}{\text{Selector del lugar decimal}}$ 4 + 3 = 7	4 [=]	7.00
$\frac{A0234F}{\text{Selector del lugar decimal}}$ 3 x 4.111 = 12.333	3 [x] 4.111 [=]	12.34
$\frac{A0234F}{\text{Selector del lugar decimal}}$ 3 x 6 = 18	6 [=]	18.00

**4. Limpieza de error de desbordamiento**

123456789012 x 100	1234567890123 E	123456789012
= 12345678901200	[00→0] [x] 100 [=] E	12.3456789012
	$\frac{ON}{AC}$	0.

**5. Cálculo de subir o bajar precios**

$\frac{\uparrow 5/4 \downarrow}{\text{Selector del lugar decimal}}$ 200+(P x 20%)=P	200 [-] 20 [MU]	250.
$\frac{A0234F}{\text{Selector del lugar decimal}}$ P = $\frac{200}{1-20\%}$ = 250	[MU]	50.
$\frac{A0234F}{\text{Selector del lugar decimal}}$ 250-200 = 50	125 [-] 25 [+/-] [MU]	100.
125-(P x 20%)=P	[MU]	25.
P = $\frac{125}{1+25\%}$ = 100		
125-100 = 25		

**6. Porcentaje Delta**

$\frac{\uparrow 5/4 \downarrow}{\text{Selector del lugar decimal}}$ $\frac{180-150}{150}$ x 100% =	180 [-] 150 [MU]	20.
$\frac{A0234F}{\text{Selector del lugar decimal}}$ 20%		

**\* FONTE DE ALIMENTAÇÃO** **Português**

CITIZEN modelo SDC-444S tem dupla fonte de alimentação de energia (energia solar e bateria de reserva), permitindo operar sob qualquer condição de iluminação.  
 -Função Auto power-off(desligamento automático)-  
 A calculadora desliga automaticamente, caso nenhum a tecla seja utilizada por aproximadamente 10 minutos.  
 -Troca de bateria-  
 Se for necessário trocar a bateria de reserva, remova a bateria usada, abrindo a tampa inferior e coloque uma bateria nova, observando a polaridade indicada.

**\* ÍNDICE DE TECLAS** **Português**

[ $\frac{ON}{AC}$ ] : Tecla para Ligar / Limpar Tudo.  
 [CE/C] : Tecla para Limpar Entrada/ Limpar.  
 [MU] : Tecla para Marca Preço para cima / baixo.  
 [00→0] : Tecla de mudança de dígito.  
 [M+] : Tecla de mais da memória.  
 [M-] : Tecla de menos da memória.  
 [+/-] : Tecla para mudar Sinal ±  
 [MR] : Tecla da chamada da memória.  
 [MC] : Tecla para limpar a memória.  
 [MII+] [MII-] [MII $\frac{\text{E}}$ ] : A Segunda Tecla de Memória

A 0 2 3 4 F  
 Comutador para seleção de casa decimal

- F -  
 Modalidade de decimal flutuante

- 0 - 2 - 3 - 4 -  
 Modalidade de decimal fixo

- A -  
 Modalidade ADICIONAR entra automaticamente a decimal monetária em cálculos de adição e subtração.

$\frac{\uparrow}{5/4} \downarrow$   
 Arredondamento para cima / Truncamento /

$\frac{\downarrow}{5/4} \downarrow$   
 Arredondamento para baixo

**Os Sinais do Visor Significam o Seguinte:**  
 MI : A primeira memória carregada.  
 MII : A segunda memória carregada  
 - : Menos (ou negativo)  
 E : Erro por transbordamento.

**\* EXEMPLOS DE OPERAÇÃO** **Português**

**1.Exemplo de calculos**

Antes de executar cada cálculo, pressione a tecla [ $\frac{ON}{AC}$ ].

Exemplo	Operação com a tecla	Visualização
$\frac{\uparrow}{5/4} \downarrow$ 1 x 2 x 3 = 6	[ $\frac{ON}{AC}$ ] 1 [x] 2 [x] 3 [=]	0. 6. 0.
A 0 2 3 4 F 2 x 3 = 6	2 [x] 2 [CE/C] 3[=]	6.
2 + 4 + 6 = 12	2 [+ ] 3 [+ ] 6 [CE/C] [CE/C]	0. 12.
1234 x 100	12345 [00→0]	1'234
= 123,400	[x] 100 [=]	123'400
5 x 3 ÷ 0.2 = 75	5 [x] 3 [=] 0.2 [=]	75.
300 x 27% = 81	300 [x] 27 [%]	81.
$\frac{11.2}{56}$ x 100% = 20%	11.2 [=] 56 [%]	20.
30 + (30 x 40%) = 42	30 [+ ] 40 [%]	42.
30 - (30 x 40%) = 18	30 [- ] 40 [%]	18.
5 <sup>2</sup> = 625	5 [x] [=] [=] [=]	625.
$\sqrt{144}$ = 12	144 [√]	12.
A 0 2 3 4 F \$14.90 + \$0.35 - \$1.45	1490 [+ ] 35 [- ] 145 [+]	
+ \$12.05 = \$25.85	1205 [=]	25.85
$\frac{1}{30}$ = 0.0333....	30 [=] [=]	0.03
A 0 2 3 4 F $\frac{1}{(2 \times 5 - 4)}$ = 0.166....	2 [x] 5 [- ] 4 [-] [=]	0.16

**2.Memória**

Exemplo	Operação com a tecla	Visualização
$\frac{\uparrow}{5/4} \downarrow$ (12 x 4) - (20 ÷ 2) = 38	[ $\frac{ON}{AC}$ ] 12 [x] 4 [M+] 20 [=] 2 [M-]	0. MI 10. MI 38.
A 0 2 3 4 F 15 x 2 = 30	[MC] [CE/C]	0.
20 x 3 = 60	15 [x] 2 [M+] 20 [x] 3 [M+]	MI 60.
25 x 4 = 100	25 [x] 4 [M+]	MI 100.
(total A = 190)	[MR]	MI 190.
10 ÷ 5 = 2	10 [=] 5 [MII+] 4 [x] 2 [MII+]	MI 8.
4 x 2 = 8	[MII $\frac{\text{E}}$ ]	MI 10.
(total B = 10)	[MR] [=]	MI 190.
A ÷ B = 19	[MII $\frac{\text{E}}$ ]	MI 10.
	[=]	MI 19.
	[ $\frac{ON}{AC}$ ]	0.

**3.Constante**

Exemplo	Operação com a tecla	Visualização
$\frac{\uparrow}{5/4} \downarrow$ 2 + 3 = 5	2 [+ ] 3 [=]	5.00
4 + 3 = 7	4 [=]	7.00
A 0 2 3 4 F $\frac{3}{4}$ x 4,111 = 12.333	3 [x] 4,111 [=]	12.34
$\frac{3}{4}$ x 6 = 18	6 [=]	18.00

**4.Erro por transbordamento**

Exemplo	Operação com a tecla	Visualização
123456789012 x 100	1234567890123 E	123'456'789'012
= 12345678901200	[00→0] [x] 100 [=] E	12.3456789012
	[ $\frac{ON}{AC}$ ]	0.

**5. Cálculo para marcação de preço para cima & para baixo**

Exemplo	Operação com a tecla	Visualização
$\frac{\uparrow}{5/4} \downarrow$ 200+(P x 20%)=P	200 [=] 20 [MU]	250.
P= $\frac{200}{1-20\%}$ = 250	[MU]	50.
A 0 2 3 4 F 250-200 = 50		
125-(P x 20%)=P	125 [-] 25 [+/-] [MU]	100.
P= $\frac{125}{1+25\%}$ = 100	[MU]	25.
125-100 = 25		

**6.Porcento Delta**

Exemplo	Operação com a tecla	Visualização
$\frac{\uparrow}{5/4} \downarrow$ $\frac{180-150}{150}$ x100% =	180 [-] 150 [MU]	20.
A 0 2 3 4 F 20%		

**\* STROMVERSORGUNG** **Deutsch**

Das CITIZEN Modell SDC-444S wird durch 2 voneinander unabhängigen Energiequellen versorgt (Entweder durch eine sehr starke Solarzelle oder durch eine Batterie). Der Rechner arbeitet selbst unter schlechtesten Lichtbedingungen.

Ist der Rechner 10 Minuten nicht in Betrieb, schaltet er sich automatisch ab.

-Batteriewechsel-

Sollte die batterie gewechselt werden, entfernen Sie bitte die Schrauben vom unterteil und tauschen die alte gegen eine neue batterie aus. Beachten Sie, daß die batterie richtig, entsprechend der polarität, eingelegt wird.

**\* ERKLÄRUNGEN VON SCHLUSSEL** **Deutsch**

[ON/AC] : An / Alles Löschen Taste.  
 [CE/C] : Eingabe löschen / Clear Taste.  
 [MU] : Preisangabe-oben/unten Taste.  
 [00→0] : Rechts schub taste. [M+] : Speicher Plus-Taste.  
 [M-] : Speicher Minus-Taste. [+/-] : ±Vorzeicheneingabetaste.  
 [MR] : Speicher Abruf-Taste. [MC] : Speicher Löschen-Taste.  
 [MII+] [MII-] [MII<sup>2</sup>] : Zweite Memory Taste

Schalter für Dezimalauswahlplatz  
 - F - Gleitkomma-Modus  
 - 0 - 2 - 3 - 4 - Festkomma-Modus  
 - A - ADD-Modus gibt bei Additions- und Subtraktionsrechnungen automatisch das Dezimalkomma an.

Aufrunden , Abrundenschalter

**Die Zeichen in der Anzeige haben die folgende Bedeutung:**  
 MI : Erste Memory geladen. - : Minus ( oder negative)  
 MII : Zweite Memory geladen. E : Überflusfehler.

**\* BEISPIEL FÜR DEN bETRIEB** **Deutsch**

**1. Berechnungsbeispiele**

Vor jeder Berechnung bitte die [ON/AC] Taste drücken.

Beispiel	Tastenkombination	Anzeige
1 x 2 x 3 = 6	[ON/AC] 1 [x] 2 [x] 3 [=]	0. 6. 0.
2 x 3 = 6	2 [x] 2 [CE/C] 3[=]	6.
2 + 4 + 6 = 12	2 [+] 3 [+] 6 [CE/C] [CE/C]	0. 12.
1234 x 100	12345 [00→0]	1'234
= 123,400	[x] 100 [=]	123'400
5 x 3 ÷ 0.2 = 75	5 [x] 3 [=] 0.2 [=]	75.
300 x 27% = 81	300 [x] 27 [%]	81.
$\frac{11.2}{56} \times 100\% = 20\%$	11.2 [=] 56 [%]	20.
30 + (30 x 40%) = 42	30 [+] 40 [%]	42.
30 - (30 x 40%) = 18	30 [-] 40 [%]	18.
5 <sup>4</sup> = 625	5 [x] [=] [=]	625.
$\sqrt{144} = 12$	144 [√]	12.
\$14.90 + \$0.35 - \$1.45	1490 [+] 35 [-] 145 [+]	
+ \$12.05 = \$25.85	1205 [=]	25.85
1 / 30 = 0.0333....	30 [-] [=]	0.03
$\frac{1}{(2 \times 5 - 4)} = 0.166...$	2 [x] 5 [-] 4 [-] [=]	0.16

**2. Speicher**

(12 x 4) - (20 ÷ 2) = 38	[ON/AC] 12 [x] 4 [M+] 20 [=] 2 [M-]	0. 10. 38.
15 x 2 = 30	[MR] [MC] [CE/C]	0.
20 x 3 = 60	15 [x] 2 [M+] 20 [x] 3 [M+]	60.
25 x 4 = 100	25 [x] 4 [M+]	100.
(total A = 190)	[MR]	190.
10 ÷ 5 = 2	10 [=] 5 [MII+] 4 [x] 2 [MII+]	8.
4 x 2 = 8	[MII <sup>2</sup> ]	10.
(total B = 10)	[MR] [=]	190.
A ÷ B = 19	[MII <sup>2</sup> ]	10.
	[=]	19.
	[ON/AC]	0.

**3. Konstant**

2 + 3 = 5	2 [+] 3 [=]	5.00
4 + 3 = 7	4 [=]	7.00
3 x 4.111 = 12.333	3 [x] 4.111 [=]	12.34
3 x 6 = 18	6 [=]	18.00

**4. Korrektur und Überlauffehler**

123456789012 x 100	1234567890123 E 123'456'789'012
= 12345678901200	[00→0] [x] 100 [=] E 12.3456789012
	[ON/AC]

**5. Preismarkierungen auf & abrundungsrechnung**

200 + (P x 20%) = P	200 [=] 20 [MU]	250.
P = $\frac{200}{1-20\%}$ = 250	[MU]	50.
250 - 200 = 50		
125 - (P x 20%) = P	125 [=] 25 [+/-] [MU]	100.
P = $\frac{125}{1+25\%}$ = 100	[MU]	25.
125 - 100 = 25		

**6. Delta Prozent**

$\frac{180-150}{150} \times 100\% = 20\%$	180 [-] 150 [MU]	20.
20%		

**\* ALIMENTATION Français**

CITIZEN modèle SDC-444S à double alimentation (énergie solaire haute+pile de soutien d'alimentation) qui peut opérer sous n'importe conditions de lumière.

- Arrêt d'alimentation automatique -  
L'alimentation de cette calculatrice se coupe automatiquement si laissée allumée et non utilisée pendant environ 10 minutes.

-Remplacement de pile-  
Lorsque il faut remplacer la pile, enleve les vis de l'étui bas et remplacer la pile usée et insérer une nouvelle pile selon la polarité indiquée.

**\* SIGNIFICATION DES TOUCHES Français**

[ON/AC] : Bouton de Mise en marche / d'Effacement Général.

[CE/C] : Touche d'annulation de l'Entrée / d'annulation.

[MU] : Touche de hausse / baisse du Prix

[00→0] : Touche de correction.

[M+] : Touche de mémoire plus

[M-] : Touche de mémoire moins

[+/-] : ± Touche de changement de Signe

[MR] : Rappeler la mémoire

[MC] : Effacer la mémoire

[MII+] [MII-] [MII<sup>2</sup>] : Seconde touche de Mémoire

A 0 2 3 4 F Bouton de sélection d'emplacement de la Décimale

- F - Mode de Décimale Flottante

- 0 - 2 - 3 - 4 - Mode de Décimale Fixe

- A - Le mode ADD entre automatiquement la décimale monétaire en mode de calculs d'addition et de soustraction

5/4 Bouton d'Arrondi supérieur / Arrondi / Arrondi inférieur

**Les signes de l'Affichage signifient ce qui suit:**

MI : La Première Mémoire est remplie - : Moins (ou négatif)

MII : La Seconde Mémoire est remplie. E : Erreur - Débordement

**\* EXEMPLES D'OPÉRATIONS Français**

**1.Exemples de calculs**

Avant d'effectuer tout calcul, pressez sur la touche [ON/AC].

Exemple	Touche d'Opération	Affichage
5/4  1 x 2 x 3 = 6	[ON/AC] 1 [x] 2 [x] 3 [=]	0. 6.
A 0 2 3 4 F 2 x 3 = 6	2 [x] 2 [CE/C] 3 [=]	0. 6.
2 + 4 + 6 = 12	2 [+ ] 3 [+ ] 6 [CE/C] [CE/C]	0. 12.
1234 x 100 = 123,400	12345 [00→0]	1'234 123'400
5 x 3 ÷ 0.2 = 75	[x] 100 [=]	75.
300 x 27% = 81	5 [x] 3 [=] 0.2 [=]	81.
$\frac{11.2}{56} \times 100\% = 20\%$	300 [x] 27 [%]	20.
30 + (30 x 40%) = 42	11.2 [=] 56 [%]	42.
30 - (30 x 40%) = 18	30 [+ ] 40 [%]	18.
5 <sup>4</sup> = 625	30 [- ] 40 [%]	625.
$\sqrt{144} = 12$	5 [x] [=] [=] [=]	12.
A 0 2 3 4 F \$14.90 + \$0.35 - \$1.45	144 [√]	1490 [+ ] 35 [- ] 145 [+]
+ \$12.05 = \$25.85	1205 [=]	25.85
5/4  1 / 30 = 0.0333....	30 [-] [=]	0.03
A 0 2 3 4 F $\frac{1}{(2 \times 5 - 4)} = 0.166....$	2 [x] 5 [-] 4 [-] [=]	0.16

**2.Calcul avec mémoire**

5/4  (12 x 4) - (20 ÷ 2) = 38	[ON/AC] 12 [x] 4 [M+] 20 [÷] 2 [M-]	0. MI 10. MI 38.
A 0 2 3 4 F 15 x 2 = 30	[MR] [MC] [CE/C]	0.
20 x 3 = 60	15 [x] 2 [M+] 20 [x] 3 [M+]	MI 60.
25 x 4 = 100	25 [x] 4 [M+]	MI 100.
(total A = 190)	[MR]	MI 190.
10 ÷ 5 = 2	10 [-] 5 [MII+] 4 [x] 2 [MII+]	MI 8.
4 x 2 = 8	[MII <sup>2</sup> ]	MI 10.
(total B = 10)	[MR] [-]	MI 190.
A ÷ B = 19	[MII <sup>2</sup> ]	MI 10.
	[=]	MI 19.
	[ON/AC]	0.

**3.Constant Calcul**

5/4  2 + 3 = 5	2 [+ ] 3 [=]	5.00
4 + 3 = 7	4 [=]	7.00
A 0 2 3 4 F 3 x 4.111 = 12.333	3 [x] 4.111 [=]	12.34
3 x 6 = 18	6 [=]	18.00

**4.Corrrection et dépassement-erreur**

123456789012 x 100	1234567890123 E	123'456'789'012
= 12345678901200	[00→0] [x] 100 [=] E	12.3456789012
	[ON/AC]	0.

**5. Calcul de la hausse et de la baisse du prix**

5/4  200+(P x 20%)=P	200 [-] 20 [MU]	250.
P= $\frac{200}{1-20\%} = 250$	[MU]	50.
A 0 2 3 4 F 250-200 = 50		
125-(P x 20%)=P	125 [-] 25 [+/-] [MU]	100.
P= $\frac{125}{1+25\%} = 100$	[MU]	25.
125-100 = 25		

**6.Pourcentage Delta**

5/4 $\frac{180-150}{150} \times 100\% = 20\%$	180 [-] 150 [MU]	20.
A 0 2 3 4 F 20%		



**\* Stroomvoorziening** **Nederlands**

De CITIZEN SDC-444S calculator krijgt haar energie van twee soorten batterijen : zonne-energie en reserve energie. Zij kan onder alle soorten licht werken.

-Automatische verbreking van de stroomvoorziening-  
Als de calculator gedurende 10 minuten niet gebruikt wordt, zal de Sstroomvoorziening automatisch verbroken worden.

-Het verwisselen van de batterijen-  
Wanneer u de batterijvakje wilt verwisselen, moet u eerst het deksel van het batterijvakje openen en de oude batterijen verwijderen, en daarna de nieuwe batterijen in het vakje plaatsen.

**\* Lijst van druktoetsen** **Nederlands**

[ $\frac{ON}{AC}$ ] : Inschakelen / Alles wissen. [CE/C] : Invoer wissen / Wissen

[MU] : Toets voor afgeprijsde en verhoogde prijs

[00→0] : Veranderen. [M+] : Geheugen optellen.

[M-] : Geheugen aftrekken.

[+ / -] : ± Toets voor het veranderen van teken

[MR] : Toets voor het opvragen van geheugen

[MC] : Toets voor het wissen van geheugen

[MII+] [MII-] [MII  $\frac{\circ}{\circ}$ ] : Toets van het tweede geheugen

$\frac{A0234F}{\text{---}}$  Schakelaar voor de selectie van de decimale plaatsen

- F - Drijvende komma decimale modus

- 0 - 2 - 3 - 4 - Vaste komma decimale modus

- A - De optelmodus gaat automatisch over naar de monetaire decimale modus bij het optellen en aftrekken

$\frac{\uparrow 5/4 \downarrow}{\text{---}}$  Schakelaar voor het naar boven / naar beneden afronden

**De tekens op het beeldscherm hebben de volgende betekenis:**

MI : Het eerste geheugen is geladen. - : Min ( of negatief)

MII : Het tweede geheugen is geladen. E : Overflow fout.

**\* Voorbeelden van bediening bij gebruik** **Nederlands**

**1. Voorbeeldberekeningen**

Altorens met een berekening te beginnen, dient u op de [ $\frac{ON}{AC}$ ] toets te drukken.

Voorbeeld	Ingedrukte toetsen	Weergave op het scherm
$\frac{\uparrow 5/4 \downarrow}{\text{---}}$ 1 x 2 x 3 = 6	[ $\frac{ON}{AC}$ ] 1 [x] 2 [x] 3 [=]	0. 6. 0.
$\frac{A0234F}{\text{---}}$ 2 x 3 = 6	2 [x] 2 [CE/C] 3 [=]	6.
2 + 4 + 6 = 12	2 [+ ] 3 [+ ] 6 [CE/C] [CE/C]	0. 6. 0.
1234 x 100 = 123,400	2 [+ ] 4 [+ ] 6 [=]	12. 12345 [00→0]
5 x 3 ÷ 0.2 = 75	[x] 100 [=]	123400
300 x 27% = 81	5 [x] 3 [=] 0.2 [=]	75.
11.2 x 100% = 20%	300 [x] 27 [%]	81.
$\frac{11.2}{56}$ x 100% = 20%	11.2 [=] 56 [%]	20.
30 + (30 x 40%) = 42	30 [+ ] 40 [%]	42.
30 - (30 x 40%) = 18	30 [- ] 40 [%]	18.
5 <sup>2</sup> = 625	5 [x] [=] [=]	625.
$\sqrt{144}$ = 12	144 [√]	12.
$\frac{A0234F}{\text{---}}$ \$14.90 + \$0.35 - \$1.45	1490 [+ ] 35 [- ] 145 [+ ]	25.85
+ \$12.05 = \$25.85	1205 [=]	0.03
$\frac{\uparrow 5/4 \downarrow}{\text{---}}$ 1 / 30 = 0.0333....	30 [=] [=]	0.03
$\frac{A0234F}{\text{---}}$ $\frac{1}{(2 \times 5 - 4)}$ = 0.166....	2 [x] 5 [- ] 4 [+ ] [=]	0.16

**2. Geheugenberekeningen**

$\frac{\uparrow 5/4 \downarrow}{\text{---}}$ (12 x 4) - (20 ÷ 2) =	[ $\frac{ON}{AC}$ ]	0.
38	12 [x] 4 [M+] 20 [÷] 2 [M-]	MI 10.
	[MR]	MI 38.
$\frac{A0234F}{\text{---}}$	[MC] [CE/C]	0.
15 x 2 = 30	15 [x] 2 [M+] 20 [x] 3 [M+]	MI 60.
20 x 3 = 60	25 [x] 4 [M+]	MI 100.
25 x 4 = 100	[MR]	MI 190.
(total A = 190)	10 [=] 5 [MII+] 4 [x] 2 [MII+]	MI 8.
10 ÷ 5 = 2	[MII $\frac{\circ}{\circ}$ ]	MI 10.
4 x 2 = 8	[MR] [=]	MI 190.
(total B = 10)	[MII $\frac{\circ}{\circ}$ ]	MI 10.
A ÷ B = 19	[=]	MI 19.
	[ $\frac{ON}{AC}$ ]	MI 0.

**3. Berekeningen met een constante**

$\frac{\uparrow 5/4 \downarrow}{\text{---}}$ 2 + 3 = 5	2 [+ ] 3 [=]	5.00
$\frac{\uparrow 5/4 \downarrow}{\text{---}}$ 4 + 3 = 7	4 [=]	7.00
$\frac{A0234F}{\text{---}}$ 3 x 4,111 = 12.333	3 [x] 4,111 [=]	12.34
$\frac{\uparrow 5/4 \downarrow}{\text{---}}$ 3 x 6 = 18	6 [=]	18.00

**4. Het schrappen van ingetoetste getallen die de berekeningcapaciteit overschrijden**

123456789012 x 100	1234567890123 E	123'456'789'012
= 12345678901200	[00→0] [x] 100 [=] E	12.3456789012
	[ $\frac{ON}{AC}$ ]	0.

**5. Berekening van de afgeprijsde of verhoogde prijs**

$\frac{\uparrow 5/4 \downarrow}{\text{---}}$ 200+(P x 20%)=P	200 [=] 20 [MU]	250.
$\frac{\uparrow 5/4 \downarrow}{\text{---}}$ P = $\frac{200}{1-20\%}$ = 250	[MU]	50.
$\frac{A0234F}{\text{---}}$ 250-200 = 50		
125-(P x 20%)=P	125 [=] 25 [+/-] [MU]	100.
P = $\frac{125}{1+25\%}$ = 100	[MU]	25.
125-100 = 25		

**6. Delta Procent**



$\frac{\uparrow 5/4 \downarrow}{\text{---}}$ $\frac{180-150}{150}$ x 100% =	180 [-] 150 [MU]	20.
$\frac{A0234F}{\text{---}}$ 20%		



**\* Strømforsyningen Danish**

CITIZEN SDC-444S regnemaskine er forsynet af to typer batterier : Solceller og reservebatteriet, hvilken gør det muligt at bruge regnemaskinen med ethvert baggrundslys.  
 -Stop strømforsyningen automatisk-  
 Lommeregneren slukker automatisk for strømmen, hvis der ikke har været trykket på en tast i ca. 10 minutter.  
 -Skift batteriet-  
 Når batteriet skal skiftes, åbner man låget nedenunder, tager batteriet ud, og sætter det nye batteri på plads.

**\* Knappers indeks Danish**







[ $\frac{ON}{AC}$ ] : Tænd / slet alt. [CE/C] : Slet indtastning / slet.  
 [MU] : Prismærke op/ned [00→0] : Rettelse knap.  
 [M+] : Addition hukommelse knap.  
 [M-] : Subtraktion hukommelse knap. [+ / -] : ±Skift fortegn  
 [MR] : Hent hukommelsen [MC] : Slet hukommelsen  
 [MII+] [MII-] [MII $\frac{\Sigma}{\Sigma}$ ] : Den anden hukommelsestast  
 Knap til valg af decimalplads  
 - F - Flydende decimaltillstand  
 - 0 - 2 - 3 - 4 - Fast decimaltillstand  
 - A - ADD-mode indtaster automatisk valutadecimale i additions- og subtraktionsberegninger  
 Knap til rund op / rund af / rund ned

**Tegnene på displayet har følgende betydning:**  
 MI : Den første indlæste hukommelse. - : Minus ( eller negativ)  
 MII : Den anden indlæste hukommelse. E : Overløbsfejl.






**\* Betjening eksempler Danish**

**1. Almindelig regningsoperation**





Inden du udfører en beregning, skal du trykke på tasten [ $\frac{ON}{AC}$ ].

Eksempel	Tastebetjening	Vis
 1 x 2 x 3 = 6	[ $\frac{ON}{AC}$ ] 1 [x] 2 [x] 3 [=]	0. 6.
 2 x 3 = 6	2 [x] 2 [CE/C] 3 [=]	6.
 2 + 4 + 6 = 12	2 [+ ] 3 [+ ] 6 [CE/C] [CE/C]	0. 12.
1234 x 100	12345 [00→0]	1234
= 123.400	[x] 100 [=]	123400
5 x 3 ÷ 0.2 = 75	5 [x] 3 [=] 0.2 [=]	75.
300 x 27% = 81	300 [x] 27 [%]	81.
$\frac{11.2}{56}$ x 100% = 20%	11.2 [=] 56 [%]	20.
30 + (30 x 40%) = 42	30 [+ ] 40 [%]	42.
30 - (30 x 40%) = 18	30 [- ] 40 [%]	18.
5 <sup>2</sup> = 625	5 [x] [=] [=]	625.
$\sqrt{144}$ = 12	144 [√]	12.
 \$14.90 + \$0.35 - \$1.45	1490 [+ ] 35 [- ] 145 [+]	
+ \$12.05 = \$25.85	1205 [=]	25.85
 1 / 30 = 0.0333...	30 [=] [=]	0.03
 $\frac{1}{(2 \times 5 - 4)}$ = 0.166...	2 [x] 5 [- ] 4 [-] [=]	0.16

**2. Hukommelse regningsoperation**

 (12 x 4) - (20 ÷ 2) =	[ $\frac{ON}{AC}$ ]	0.
 38	12 [x] 4 [M+] 20 [÷] 2 [M-]	MI 10.
 15 x 2 = 30	[MR]	MI 38.
 20 x 3 = 60	[MC] [CE/C]	0.
 25 x 4 = 100	15 [x] 2 [M+] 20 [x] 3 [M+]	MI 60.
(total A = 190)	25 [x] 4 [M+]	MI 100.
10 ÷ 5 = 2	[MR]	MI 190.
4 x 2 = 8	10 [=] 5 [MII+] 4 [x] 2 [MII+]	MI 8.
(total B = 10)	[MII $\frac{\Sigma}{\Sigma}$ ]	MI 10.
A ÷ B = 19	4 [x] 2 = 8	MI 190.
	(total B = 10) [MR] [=]	MI 10.
	[MII $\frac{\Sigma}{\Sigma}$ ]	MI 19.
	[=]	MI 0.
	[ $\frac{ON}{AC}$ ]	




**3. Regningssystem for konstanter**

 2 + 3 = 5	2 [+ ] 3 [=]	5.00
 4 + 3 = 7	4 [=]	7.00
 3 x 4,111 = 12.333	3 [x] 4,111 [=]	12.34
 3 x 6 = 18	6 [=]	18.00



**4. Slet delen over regningskapaciteten**

123456789012 x 100	1234567890123 E 123'456'789'012
= 12345678901200	[00→0] [x] 100 [=] E 12.3456789012
	[ $\frac{ON}{AC}$ ]
	0.

**5. Beregning med prismærke op & ned**

 200 + (P x 20%) = P	200 [=] 20 [MU]	250.
 P = $\frac{200}{1-20\%}$ = 250	[MU]	50.
 250 - 200 = 50		
125 - (P x 20%) = P	125 [=] 25 [+/-] [MU]	100.
P = $\frac{125}{1+25\%}$ = 100	[MU]	25.
125 - 100 = 25		

**6. Deltaprocent**

 $\frac{180-150}{150}$ x 100% =	180 [-] 150 [MU]	20.
 20%		

**\* СНАБЖЕНИЕ ЭНЕРГИЕЙ** Русский

Модель CITIZEN SDC-444S имеет двойное питание (солнечные элементы +батарея) и способна работать при любом освещении.  
 -Автоматическое отключение питания-  
 Этот калькулятор обладает функцией автоматического отключения электропитания, благодаря чему питание отключается, если в течение 10 минут не производилось никаких операций на клавишах.  
 -Замена элементов питания-  
 Благодаря двойному питанию, батареи, устанавливаемые с обратной стороны устройства, работают длительное время. Если изображение на дисплее становится неясным, необходимо заменить батареи. Снимите крышку с нижнего отсека. Извлеките старые батареи и вставьте новые батареи, соблюдая полярность.

**\* НАЗНАЧЕНИЕ КЛАВИШ** Русский

$\left[ \frac{ON}{AC} \right]$  : Включение питания / Сброс всех значений.  
 $[CE/C]$  : Сброс числа / Сброс.  
 $[MU]$  : Рост/падение цены [+ / -] :  $\pm$ Перемена знака  
 $[00 \rightarrow 0]$  : Клавиша «забой» (клавиша правки числа).  
 $[M+]$  : Клавиша прибавления в регистр памяти.  
 $[M-]$  : Клавиша вычитания из регистра памяти.  
 $[MR]$  : Вызов числа из памяти  $[MC]$  : Сброс памяти  
 $[M\pi+]$   $[M\pi-]$   $[M\pi \frac{\square}{\square}]$  : Клавиши ввода/вывода числа в регистр второй памяти

$\frac{A0234F}{\square}$  Переключатель места десятичного знака  
 - F - Режим плавающей запятой  
 - 0 - 2 - 3 - 4 - Режим фиксированной запятой  
 - A - Режим ADD-автоматический ввод двух десятичных знаков при сложении и вычитании денежных сумм

$\frac{\uparrow}{\square} \frac{5/4}{\square} \frac{\downarrow}{\square}$  Округление вверх / Округление / Округление вниз

**Значение индикаторов экрана:**

M1 : Загружена 1-я память.  
 M2 : Загружена 2-я память.  
 - : Минус ( или отрицательное число)  
 E : Ошибка переполнения.

**\* ПРИМЕРЫ** Русский

**1.Примеры расчётов**

Прежде чем начать вычисления, нажмите клавишу  $\left[ \frac{ON}{AC} \right]$ .

Пример	Клавиши	Экран
$1 \times 2 \times 3 = 6$	$\left[ \frac{ON}{AC} \right]$ 1 [x] 2 [x] 3 [=]	0. 6.
$2 \times 3 = 6$	2 [x] 2 [CE/C] 3[=]	0. 6.
$2 + 4 + 6 = 12$	2 [+ ] 3 [+ ] 6 [CE/C] [CE/C]	0. 12.
$1234 \times 100$	12345 [00→0]	1234
$= 123,400$	[x] 100 [=]	123400
$5 \times 3 \div 0.2 = 75$	5 [x] 3 [=] 0.2 [=]	75.
$300 \times 27\% = 81$	300 [x] 27 [%]	81.
$11.2 \times 100\% = 20\%$	11.2 [-] 56 [%]	20.
$30 + (30 \times 40\%) = 42$	30 [+ ] 40 [%]	42.
$30 - (30 \times 40\%) = 18$	30 [-] 40 [%]	18.
$5^2 = 625$	5 [x] [=] [=]	625.
$\sqrt{144} = 12$	144 [√]	12.
$\$14.90 + \$0.35 - \$1.45$	1490 [+ ] 35 [-] 145 [+]	
$+ \$12.05 = \$25.85$	1205 [=]	25.85
$1 / 30 = 0.0333...$	30 [-] [=]	0.03
$\frac{1}{(2 \times 5 - 4)} = 0.166...$	2 [x] 5 [-] 4 [-] [=]	0.16

**2.Операции с памятью**

$(12 \times 4) - (20 \div 2) = 38$	$\left[ \frac{ON}{AC} \right]$ 12 [x] 4 [M+] 20 [÷] 2 [M-]	M1 10. M1 38.
$15 \times 2 = 30$	15 [x] 2 [M+] 20 [x] 3 [M+]	M1 60.
$20 \times 3 = 60$	25 [x] 4 [M+]	M1 100.
$25 \times 4 = 100$	[MR]	M1 190.
(total A = 190)	10 [-] 5 [M\pi+] 4 [x] 2 [M\pi+]	M1 8.
$10 \div 5 = 2$	[M\pi \frac{\square}{\square}]	M1 10.
$4 \times 2 = 8$	[MR] [-]	M1 190.
(total B = 10)	[M\pi \frac{\square}{\square}]	M1 10.
$A \div B = 19$	[=]	M1 19.
	$\left[ \frac{ON}{AC} \right]$	0.

**3.Вычисления с константой**

$2 + 3 = 5$	2 [+ ] 3 [=]	5.00
$4 \pm 3 = 7$	4 [=]	7.00
$3 \times 4.111 = 12.333$	3 [x] 4.111 [=]	12.34
$3 \times 6 = 18$	6 [=]	18.00

**4. Исправление ошибок и сброс ошибок при избытке числовых знаков**

$123456789012 \times 100$	1234567890123 E 123456789012
$= 12345678901200$	[00→0] [x] 100 [=] E 12.3456789012
	$\left[ \frac{ON}{AC} \right]$
	0.

**5.РАСЧЕТ РОСТА И ПАДЕНИЯ ЦЕН**

$200 + (P \times 20\%) = P$	200 [-] 20 [MU]	250.
$P = \frac{200}{1 - 20\%} = 250$	[MU]	50.
$250 - 200 = 50$		
$125 - (P \times 20\%) = P$	125 [-] 25 [+/-] [MU]	100.
$P = \frac{125}{1 + 25\%} = 100$	[MU]	25.
$125 - 100 = 25$		

**6.ПРИРОСТ ПРОЦЕНТОВ**

$\frac{180 - 150}{150} \times 100\% = 20\%$	180 [-] 150 [MU]	20.

* ZASILANIE	Polish
-------------	--------

Kalkulator CITIZEN, model SDC-444S jest zasilany podwójnie (bateria słoneczna + bateria zwykła) Kalkulator pracuje w każdych warunkach oświetlenia.

- Funkcja automatycznego wyłączenia-
- Kalkulator wyłącza się automatycznie w przypadku jeśli żaden z przycisków nie zostanie naciśnięty w ciągu 10 minut.
- Wymiana baterii-
- Jeśli konieczna jest wymiana baterii należy otworzyć dolną uchwyt na odpowiednią polaryzację, pokrywę, usunąć stare baterie i włożyć nowe zwracając.

* OPIS KLAWISZY	Polish
-----------------	--------

- [ $\frac{ON}{AC}$ ]: Zasilanie /Kasowanie zawartości pamięci .
- [CE/C]: Kasowanie liczby / Kasowanie.
- [MU]: Przyrost/obniżka cen. [+ / -]: ±Zmiana znaku
- [00→0]: Klawisz powrotu [M+]: Przycisk wprowadzenia do pamięci ze znakiem plus
- [M-]: Przycisk wprowadzenia do pamięci ze znakiem minus
- [MR]: Klawisz MR (Klawisz wywołania z pamięci)
- [MC]: Klawisz MC (Klawisz kasowania pamięci)
- [MII+] [MII-] [MII $\frac{\text{E}}$ ]: Druga pamięć

- $\frac{A0234F}{\text{---}}$  Przelącznik liczby miejsc po przecinku
- F - Tryb zmiennej liczby miejsc po przecinku
- 0 - 2 - 3 - 4 - Tryb stałej liczby miejsc po przecinku
- A - Tryb ADD-Automatycznie wstawianie dwóch znaków po przecinku dziesiętnym pod czas dodawania lub odejmowania sum pieniężnych
- $\frac{\uparrow 5/4 \downarrow}{\text{---}}$  Zaokrąglenie w dół / Zaokrąglenie w górę / Przelącznik trybu zaokrąglenia

**Znaczenie wskaźników wyświetlacza:**  
MI : Załadowana pierwsza pamięć - : Minus ( lub liczba ujemna)  
MII : Załadowana druga pamięć. E : Błąd przepiętienia.

* PRZYKŁADY DZIAŁAŃ	Polish
---------------------	--------

**1.Przykładowe obliczeń**  
Zanim rozpoczniesz obliczenia, naciśnij klawisz [ $\frac{ON}{AC}$ ].

Przykład	Klawisze	Ekran
$1 \times 2 \times 3 = 6$	[ $\frac{ON}{AC}$ ] 1 [x] 2 [x] 3 [=]	0. 6. 0.
$2 \times 3 = 6$	2 [x] 2 [CE/C] 3[=]	6.
$2 + 4 + 6 = 12$	2 [+] 3 [+] 6 [CE/C] [CE/C]	0. 12.
$1234 \times 100 = 123,400$	12345 [00→0]	1'234
$123400$	[x] 100 [=]	123'400
$5 \times 3 \div 0.2 = 75$	5 [x] 3 [=] 0.2 [=]	75.
$300 \times 27\% = 81$	300 [x] 27 [%]	81.
$\frac{11.2}{56} \times 100\% = 20\%$	11.2 [=] 56 [%]	20.
$30 + (30 \times 40\%) = 42$	30 [+] 40 [%]	42.
$30 - (30 \times 40\%) = 18$	30 [-] 40 [%]	18.
$5^3 = 625$	5 [x] [=] [=]	625.
$\sqrt{144} = 12$	144 [√]	12.
$\frac{A0234F}{\text{---}} \$14.90 + \$0.35 - \$1.45$	1490 [+] 35 [-] 145 [=]	
$\frac{\text{---}}{\text{---}} + \$12.05 = \$25.85$	1205 [=]	25.85
$\frac{\uparrow 5/4 \downarrow}{\text{---}} 1 / 30 = 0.0333...$	30 [=] [=]	0.03
$\frac{A0234F}{\text{---}} \frac{1}{(2 \times 5 - 4)} = 0.166...$	2 [x] 5 [-] 4 [=] [=]	0.16

**2.Obliczenia z wykorzystaniem pamięci**

$\frac{\uparrow 5/4 \downarrow}{\text{---}} (12 \times 4) - (20 \div 2) = 38$	[ $\frac{ON}{AC}$ ] 12 [x] 4 [M+] 20 [=] 2 [M-]	MI 0. MI 10. MI 38.
$\frac{A0234F}{\text{---}} 15 \times 2 = 30$	[MR] [MC] [CE/C]	MI 0.
$20 \times 3 = 60$	15 [x] 2 [M+] 20 [x] 3 [M+]	MI 60.
$25 \times 4 = 100$	25 [x] 4 [M+]	MI 100.
(total A = 190)	[MR]	MI 190.
$10 \div 5 = 2$	10 [=] 5 [MII+] 4 [x] 2 [MII+]	MI 8.
$4 \times 2 = 8$	[MII $\frac{\text{E}}$ ]	MI 10.
(total B = 10)	[MR] [=]	MI 190.
$A \div B = 19$	[MII $\frac{\text{E}}$ ]	MI 10.
	[=]	MI 19.
	[ $\frac{ON}{AC}$ ]	MI 0.

**3.Stala**

$\frac{\uparrow 5/4 \downarrow}{\text{---}} 2 \pm 3 = 5$	2 [+] 3 [=]	5.00
$4 \pm 3 = 7$	4 [=]	7.00
$\frac{A0234F}{\text{---}} 3 \times 4.111 = 12.333$	3 [x] 4.111 [=]	12.34
$3 \times 6 = 18$	6 [=]	18.00

**4. Przepelnienie pamięci**

123456789012 x 100	1234567890123 E 123'456'789'012
= 12345678901200	[00→0] [x] 100 [=] E 12.3456789012
	[ $\frac{ON}{AC}$ ]
	0.

**5. Przyrost i obniżka cen**

$\frac{\uparrow 5/4 \downarrow}{\text{---}} 200 + (P \times 20\%) = P$	200 [=] 20 [MU]	250.
$P = \frac{200}{1 - 20\%} = 250$	[MU]	50.
$\frac{A0234F}{\text{---}} 250 - 200 = 50$		
$125 - (P \times 20\%) = P$	125 [=] 25 [+/-] [MU]	100.
$P = \frac{125}{1 + 25\%} = 100$	[MU]	25.
$125 - 100 = 25$		

**6.Przyrost Odsetek**

$\frac{\uparrow 5/4 \downarrow}{\text{---}} \frac{180 - 150}{150} \times 100\% = 20\%$	180 [-] 150 [MU]	20.
$\frac{A0234F}{\text{---}} 20\%$		

**لغة عربية** \* **تزويد الطاقة**

إن موديل CITIZEN SDC-444S هي آلة حاسبة ثنائية الطاقة (الطاقة الشمسية عالية القوة + بطارية احتياطية) وتعمل تحت أية ظروف ضوئية. -وظيفة إيقاف الطاقة التلقائي.

تقوم هذه الآلة الحاسبة بإيقاف نفسها تلقائياً إذا لم يحدث إدخال مفتاح لحوالي 01 دقائق. -تغيير البطارية.

إذا كانت البطارية الاحتياطية بحاجة إلى تغيير، قم بفتح الغطاء السفلي لإزالة البطارية القديمة وإدخال بطارية جديدة بحسب القطبية المشار إليها.

**لغة عربية** \* **فهرس المفتاح**

[ON/AC]: مفتاح حذف الكلر/ تشغيل الطاقة. [CE/C]: مفتاح الحذف/ حذف الإدخال. [00→0]: مفتاح الرجوع والتحويل. [M+]: مفتاح الإضافة على الذاكرة.

[M-]: مفتاح الطرح من الذاكرة. [MR]: مفتاح استدعاء الذاكرة. [MC]: مفتاح حذف الذاكرة.

±: +/- مفتاح تغيير الإشارة. [MU]: مفتاح تعليم السعر إلى الأعلى/ الأسفل. [MII-] [MII+] [MI-] [MI+]: مفتاح الذاكرة الثانية

مفتاح تحديد المنزلة العشرية  
نمط المنزلة العائمة  
نمط المنزلة الثابتة  
يقوم نمط الإضافة تلقائياً بإدخال المنزلة التقديرية في حسابات الجمع والطرح

مفتاح التدوير/ إنهاء التدوير/ التدوير إلى الأسفل

علامات شاشة العرض تعني مايلي:  
MI: تم تحميل الذاكرة الأولى.  
MII: تم تحميل الذاكرة الثانية.  
-: سالب (أو ناقص).  
E: خطأ تنسيق زائد.

**لغة عربية** \* **أمثلة على العمليات**

**1. أمثلة الحساب**

قبل القيام بكل حساب، اضغط على مفتاح [ON/AC]

العرض	عملية المفتاح	المثال
0.	[ON/AC]	1 x 2 x 3 = 6
6.	[x] 2 [x] 3 [=]	
0.	[CE/C]	
6.	2 [x] 2 [CE/C] 3 [=]	2 x 3 = 6
0.	2 [+ ] 3 [+ ] 6 [CE/C] [CE/C]	2 + 4 + 6 = 12
12.	2 [+ ] 4 [+ ] 6 [=]	
1'234	12345 [00→0]	1234 x 100
123'400	[x] 100 [=]	= 123,400
75.	5 [x] 3 [-] 0.2 [=]	5 x 3 ÷ 0.2 = 75
81.	300 [x] 27 [%]	300 x 27% = 81
20.	11.2 [=] 56 [%]	$\frac{11.2}{56} \times 100\% = 20\%$
42.	30 [+ ] 40 [%]	30 + (30 x 40%) = 42
18.	30 [-] 40 [%]	30 - (30 x 40%) = 18
625.	5 [x] [=] [=]	5 <sup>4</sup> = 625
12.	144 [√]	$\sqrt{144} = 12$
25.85	1490 [+ ] 35 [-] 145 [+]	\$14.90 + \$0.35 - \$1.45
0.03	1205 [=]	+ \$12.05 = \$25.85
0.16	30 [-] [=]	1 / 30 = 0.0333....
	2 [x] 5 [-] 4 [-] [=]	$\frac{1}{(2 \times 5 - 4)} = 0.166....$

**2. حساب الذاكرة**

0.	[ON/AC]	(12 x 4) - (20 ÷ 2) =
10.	12 [x] 4 [M+] 20 [÷] 2 [M-]	38
38.	[MR]	
0.	[MC] [CE/C]	
60.	15 [x] 2 [M+] 20 [x] 3 [M+]	15 x 2 = 30
100.	25 [x] 4 [M+]	20 x 3 = 60
190.	[MR]	25 x 4 = 100
8.	10 [-] 5 [MII+] 4 [x] 2 [MII+]	(total A = 190)
10.	[MII]	10 ÷ 5 = 2
190.	[MII]	4 x 2 = 8
10.	[MII]	(total B = 10)
19.	[MII]	A ÷ B = 19
0.	[ON/AC]	

**3. حساب الثابت**

5.00	2 [+ ] 3 [=]	2 + 3 = 5
7.00	4 [=]	4 ± 3 = 7
12.34	3 [x] 4.111 [=]	3 x 4.111 = 12.333
18.00	6 [=]	3 x 6 = 18

**4. حذف خطأ التدفق الزائد**

123456789012 x 100      1234567890123      E 123'456'789'012  
= 12345678901200      [00→0] [x] 100 [=]      E 12.3456789012

**5. حساب تعليم السعر إلى الأعلى والأسفل**

250.	200 [-] 20 [MU]	200 + (P x 20%) = P
50.	[MU]	P = $\frac{200}{1 - 20\%} = 250$
		250 - 200 = 50
100.	125 [-] 25 [+/-] [MU]	125 - (P x 20%) = P
25.	[MU]	P = $\frac{125}{1 + 25\%} = 100$
		125 - 100 = 25

**6. حساب الضريبة**

20.	180 [-] 150 [MU]	$\frac{180 - 150}{150} \times 100\% =$
		20%

**\* Sumber tenaga listerik** Bahasa Indonesia

Calculator CITIZEN model SDC-444S mendapat listerik dari dua macam baterai : tenaga matahari dan tenaga simpanan, sehingga calculator ini bisa bekerja dibawah segala macam sinar.

-Sumber tenaga bisa bekerja dan tutup secara otomatis-  
-Jikalau dalam kira2 10 menit calculator tidak bekerja maka sumber tenaga akan berhenti bekerja otomatis.

-Cara mengganti baterai-  
Jikalau baterai perlu diganti, anda harus membuka dulu kotak baterai dan mengeluarkan baterai lama. Sesudah itu anda baru bisa memasukkan baterai yang baru didalam kotak itu.

**\* Daftar fungsi tuts** Bahasa Indonesia

$\left[ \frac{ON}{AC} \right]$  : Tombol Power On / Hapus Semua  
 $[CE/C]$  : Tombol Power On / Hapus Semua  
 $[MU]$  : Tombol Mark-up/down harga  
 $[00 \rightarrow 0]$  : Koreksi.  $[M+]$  : Memory penambahan.  
 $[M-]$  : Memory pengurangan.  $[+/-]$  : ±Tombol pengubah tanda  
 $[MR]$  : Tombol Pemanggil Memori  $[MC]$  : Tombol Penghapus Memori  
 $[MII+]$   $[MII-]$   $[MII \frac{\square}{\square}]$  : Tombol Memori Kedua

$\frac{A0234F}{\square \square \square \square}$  Switch pemilihan jumlah desimal  
 - F - Mode desimal mengambang  
 - 0 - 2 - 3 - 4 - Mode desimal tetap  
 - A - Mode ADD secara otomatis akan memasukkan desimal keuangan pada operasi perhitungan penambahan dan pengurangan  
 $\uparrow \frac{5/4}{\downarrow}$  Switch untuk pembulatan ke atas / pembulatan ke bentuk yang lebih sederhana / pembulatan ke bawah

**Arti dari Tanda-tanda yang Muncul di Layar:**  
 MI : Digunakan memori pertama. - : Minus ( atau negatif)  
 MII : Digunakan memori kedua. E : Kesalahan Overflow.

**\* Contoh cara pakai** Bahasa Indonesia

**1. Cara kalkulasi biasa**  
 Sebelum melakukan setiap perhitungan, tekanlah dahulu tombol  $\left[ \frac{ON}{AC} \right]$ .

Contoh	Operasi Tombol	Tampilan di Layar
$\uparrow \frac{5/4}{\downarrow}$ 1 x 2 x 3 = 6	$\left[ \frac{ON}{AC} \right]$ 1 [x] 2 [x] 3 [=]	0. 6. 0.
$\frac{A0234F}{\square \square \square \square}$ 2 x 3 = 6	2 [x] 2 [CE/C] 3[=]	6.
2 + 4 + 6 = 12	2 [+ ] 3 [+ ] 6 [CE/C] [CE/C]	0. 12.
1234 x 100 = 123,400	12345 [00→0]	1'234
5 x 3 ÷ 0.2 = 75	[x] 100 [=]	123'400
300 x 27% = 81	5 [x] 3 [-] 0.2 [=]	75.
$\frac{11.2}{56}$ x 100% = 20%	300 [x] 27 [%]	81.
30 + (30 x 40%) = 42	11.2 [=] 56 [%]	20.
30 - (30 x 40%) = 18	30 [+ ] 40 [%]	42.
5 <sup>4</sup> = 625	30 [-] 40 [%]	18.
$\sqrt{144}$ = 12	5 [x] [=] [=] [=]	625.
\$14.90 + \$0.35 - \$1.45	144 [√]	12.
+ \$12.05 = \$25.85	1490 [+ ] 35 [-] 145 [+]	
1 / 30 = 0.0333...	1205 [=]	25.85
$\frac{1}{(2 \times 5 - 4)}$ = 0.166...	30 [-] [=]	0.03
	2 [x] 5 [-] 4 [=] [=]	0.16

**2.Cara melakukan kalkulasi dengan memory**

$\uparrow \frac{5/4}{\downarrow}$ (12 x 4) - (20 ÷ 2) = 38	$\left[ \frac{ON}{AC} \right]$ 12 [x] 4 [M+] 20 [=] 2 [M-]	0. MI 10.
15 x 2 = 30	[MR]	MI 38.
20 x 3 = 60	[MC] [CE/C]	0.
25 x 4 = 100	15 [x] 2 [M+] 20 [x] 3 [M+]	MI 60.
(total A = 190)	25 [x] 4 [M+]	MI 100.
10 ÷ 5 = 2	[MR]	MI 190.
4 x 2 = 8	10 [-] 5 [MII+] 4 [x] 2 [MII+]	MI 8.
(total B = 10)	[MII]	MI 10.
A ÷ B = 19	[MR] [-]	MI 190.
	[MII]	MI 10.
	[=]	MI 19.
	$\left[ \frac{ON}{AC} \right]$	0.

**3.Cara kalkulasi dengan bilangan konstan**

$\uparrow \frac{5/4}{\downarrow}$ 2 + 3 = 5	2 [+ ] 3 [=]	5.00
4 + 3 = 7	4 [=]	7.00
$\frac{A0234F}{\square \square \square \square}$ 3 x 4.111 = 12.333	3 [x] 4.111 [=]	12.34
3 x 6 = 18	6 [=]	18.00

**4.Penghapusan kalkulasi yang melewati**  
 123456789012 x 100      1234567890123      E 123'456'789'012  
 = 12345678901200      [00→0] [x] 100 [=]      E 12.3456789012  
 $\left[ \frac{ON}{AC} \right]$       0.

**5. Perhitungan mark-up & down harga**

$\uparrow \frac{5/4}{\downarrow}$ 200+(P x 20%)=P	200 [-] 20 [MU]	250.
P = $\frac{200}{1-20\%}$ = 250	[MU]	50.
$\frac{A0234F}{\square \square \square \square}$ 250-200 = 50		
125-(P x 20%)=P	125 [-] 25 [+/-] [MU]	100.
P = $\frac{125}{1+25\%}$ = 100	[MU]	25.
125-100 = 25		

**6.Persen Delta**

$\uparrow \frac{5/4}{\downarrow}$ $\frac{180-150}{150}$ x100% = 20%	180 [-] 150 [MU]	20.
$\frac{A0234F}{\square \square \square \square}$ 20%		



**\* ΤΡΟΦΟΔΟΣΙΑ** **Ελληνικά**

Το CITIZEN SDC-444S είναι μια αριθμομηχανή με διπλή τροφοδοσία (ηλεκτρική ενέργεια υψηλής ισχύος + εφεδρική μπαταρία), η οποία λειτουργεί κάτω από οποιοδήποτε συνθήκες φωτισμού.  
 -Λειτουργία αυτόματου κλεισίματος-  
 Η αριθμομηχανή κλείνει αυτόματα εάν δεν έχει υπάρξει καμία πληκτρολόγηση για 10 περίπου λεπτά.  
 -Αλλαγή μπαταρίας-  
 Εάν χρειαστεί να αλλάξετε η εφεδρική μπαταρία, ανοίξτε το κάτω περίβλημα για να αφαιρέσετε την παλαιά μπαταρία και να εισάγετε μια νέα μπαταρία με την υποδεικνυόμενη πολικότητα.

**\* ΕΥΡΕΤΗΡΙΟ ΠΛΗΚΤΡΩΝ** **Ελληνικά**

[ON/AC] : Πλήκτρο ανοίγματος / διαγραφής όλων.  
 [CE/C] : Πλήκτρο διαγραφής πληκτρολόγησης / διαγραφής  
 [MU] : Πλήκτρο αύξησης/μείωσης τιμής  
 [00→0] : Πλήκτρο μετατόπισης προς τα πίσω  
 [M+] : Πλήκτρο μνήμης συν [M-] : Πλήκτρο μνήμης πλην  
 [+ / -] : Πλήκτρο αλλαγής προσήμου ±  
 [MR] : Πλήκτρο ανάκλησης μνήμης [MC] : Πλήκτρο διαγραφής μνήμης  
 [MII+] [MII-] [MII<sup>±</sup>] : Το πλήκτρο δεύτερης μνήμης  
 A 0 2 3 4 F Διακόπτης επιλογής θέσης υποδιαστολής  
 - F - Λειτουργία μεταβλητού αριθμού δεκαδικών  
 - 0 - 2 - 3 - 4 - Λειτουργία σταθερού αριθμού δεκαδικών  
 - A - Η λειτουργία προσθήκης εισάγει αυτόματα το νομισματικό δεκαδικό στις πράξεις πρόσθεσης και αφαιρέσης  
 5/4 1 Διακόπτης στρογγυλοποίησης προς τα επάνω / στρογγυλοποίησης / στρογγυλοποίησης προς τα κάτω  
**Οι ενδείξεις της οθόνης σημαίνουν τα εξής:**  
 MI : Η πρώτη φορτωμένη μνήμη - : Πλην (ή αρνητικό)  
 MII : Η δεύτερη φορτωμένη μνήμη E : Σφάλμα υπερχείλισης

**\* ΠΑΡΑΔΕΙΓΜΑΤΑ ΛΕΙΤΟΥΡΓΙΑΣ** **Ελληνικά**

**1. Παραδείγματα υπολογισμών**  
 Πριν πραγματοποιήσετε κάθε υπολογισμό, πατήστε το πλήκτρο [ON/AC].

Παράδειγμα	Λειτουργία πλήκτρου	Οθόνη
1 x 2 x 3 = 6	[ON/AC] 1 [x] 2 [x] 3 [=]	0. 6.
2 x 3 = 6	2 [x] 2 [CE/C] 3 [=]	6.
2 + 4 + 6 = 12	2 [+ ] 3 [+ ] 6 [CE/C] [CE/C]	0. 6. 12.
1234 x 100 = 123,400	12345 [00→0]	1'234 123'400
5 x 3 ÷ 0.2 = 75	5 [x] 3 [=] 0.2 [=]	75.
300 x 27% = 81	300 [x] 27 [%]	81.
11.2 ÷ 56 x 100% = 20%	11.2 [=] 56 [%]	20.
30 + (30 x 40%) = 42	30 [+ ] 40 [%]	42.
30 - (30 x 40%) = 18	30 [- ] 40 [%]	18.
5 <sup>2</sup> = 625	5 [x] [=] [=]	625.
√144 = 12	144 [√]	12.
\$14.90 + \$0.35 - \$1.45 = \$12.05 = \$25.85	1490 [+ ] 35 [- ] 145 [+ ]	25.85
1 / 30 = 0.0333....	1205 [=]	0.03
1 / (2 x 5 - 4) = 0.166....	30 [=] [=]	0.16

**2. Υπολογισμός μνήμης**

(12 x 4) - (20 ÷ 2) = 38	[ON/AC] 12 [x] 4 [M+] 20 [÷] 2 [M-]	MI 10. MI 38.
15 x 2 = 30	[MC] [CE/C]	MI 0.
20 x 3 = 60	15 [x] 2 [M+] 20 [x] 3 [M+]	MI 60.
25 x 4 = 100	25 [x] 4 [M+]	MI 100.
(total A = 190)	[MR]	MI 190.
10 ÷ 5 = 2	10 [=] 5 [MII+] 4 [x] 2 [MII+]	MI 8.
4 x 2 = 8	[MII <sup>±</sup> ]	MI 10.
(total B = 10)	[MR] [-]	MI 190.
A ÷ B = 19	[MII <sup>±</sup> ]	MI 10.
	[=]	MI 19.
	[ON/AC]	MI 0.

**3. Υπολογισμός σταθεράς**

2 + 3 = 5	2 [+ ] 3 [=]	5.00
4 + 3 = 7	4 [=]	7.00
3 x 4.111 = 12.333	3 [x] 4.111 [=]	12.34
3 x 6 = 18	6 [=]	18.00

**4. Διαγραφή σφάλματος υπερχείλισης**  
 123456789012 x 100 = 1234567890123 E 123'456'789'012  
 = 12345678901200 [00→0] [x] 100 [=] E 12.3456789012  
 [ON/AC] 0.

**5. Υπολογισμός αύξησης & μείωσης τιμής**

200 + (P x 20%) = P	200 [-] 20 [MU]	250.
P = 200 / 1 - 20% = 250	[MU]	50.
250 - 200 = 50		
125 - (P x 20%) = P	125 [-] 25 [+/-] [MU]	100.
P = 125 / 1 + 25% = 100	[MU]	25.
125 - 100 = 25		

**6. ΔΠΟΣΟΣΤΟ ΔΕΛΤΑ**

180 - 150 / 150 x 100% = 20%	180 [-] 150 [MU]	20.

## WEEE MARK

- En** If you want to dispose this product, do not mix with general household waste. There is a separate collection systems for used electronics products in accordance with legislation under the WEEE Directive (Directive 2002/96/EC) and is effective only within European Union.
- Ge** Wenn Sie dieses Produkt entsorgen wollen, dann tun Sie dies bitte nicht zusammen mit dem Haushaltsmüll. Es gibt im Rahmen der WEEE-Direktive innerhalb der Europäischen Union (Direktive 2002/96/EC) gesetzliche Bestimmungen für separate Sammelsysteme für gebrauchte elektronische Geräte und Produkte.
- Fr** Si vous souhaitez vous débarrasser de cet appareil, ne le mettez pas à la poubelle avec vos ordures ménagères. Il existe un système de récupération distinct pour les vieux appareils électroniques conformément à la législation WEEE sur le recyclage des déchets des équipements électriques et électroniques (Directive 2002/96/EC) qui est uniquement valable dans les pays de l'Union européenne. Les appareils et les machines électriques et électroniques contiennent souvent des matières dangereuses pour l'homme et l'environnement si vous les utilisez et vous vous en débarrassez de façon inappropriée.
- Sp** Si desea deshacerse de este producto, no lo mezcle con residuos domésticos de carácter general. Existe un sistema de recogida selectiva de aparatos electrónicos usados, según establece la legislación prevista por la Directiva 2002/96/CE sobre residuos de aparatos eléctricos y electrónicos (RAEE), vigente únicamente en la Unión Europea.
- It** Se desiderate gettare via questo prodotto, non mescolatelo ai rifiuti generici di casa. Esiste un sistema di raccolta separato per i prodotti elettronici usati in conformità alla legislazione RAEE (Direttiva 2002/96/CE), valida solo all'interno dell'Unione Europea.
- Du** Deponeer dit product niet bij het gewone huishoudelijk afval wanneer u het wilt verwijderen. Er bestaat ingevolge de WEEE-richtlijn (Richtlijn 2002/96/EG) een speciaal wettelijk voorgeschreven verzamelstelsel voor gebruikte elektronische producten, welk alleen geldt binnen de Europese Unie.
- Da** Hvis du vil skille dig af med dette produkt, må du ikke smide det ud sammen med dit almindelige husholdningsaffald. Der findes et separat indsamlingsssystem for udtjente elektroniske produkter i overensstemmelse med lovgivningen under WEEE-direktivet (direktiv 2002/96/EC), som kun er gældende i den Europæiske Union.
- Por** Se quiser deitar fora este produto, não o misture com o lixo comum. De acordo com a legislação que decorre da Directiva REEE – Resíduos de Equipamentos Eléctricos e Electrónicos (2002/96/CE), existe um sistema de recolha separado para os equipamentos electrónicos fora de uso, em vigor apenas na União Europeia.
- Pol** Jeżeli zamierzasz pozbyć się tego produktu, nie wyrzucaj go razem ze zwykłymi domowymi odpadkami. Według dyrektywy WEEE (Dyrektywa 2002/96/EC) obowiązującej w Unii Europejskiej dla używanych produktów elektronicznych należy stosować oddzielne sposoby utylizacji.



JM74932-00F

### Information for Users on Collection and Disposal of used Batteries.

The symbol in this information sheet means that used batteries should not be mixed with general household waste.

For proper treatment, recovery and recycling of used batteries, please take them to applicable collection points.

For more information about collection and recycling of batteries, please contact your local municipality, your waste disposal service or the point of sale where you purchased the items.



### Information on Disposal in other Countries outside the European Union.

This symbol is only valid in the European Union.

If you wish to discard used batteries, please contact your local authorities or dealer and ask for the correct method of disposal.