

CITIZEN

Micro HumanTech

ELECTRONIC CALCULATOR

SDC-760N

Instruction Manual
Manual de Instrucciones
Livro de Especificacoes
Anweisungshandbuch
Manuel d'instructions
Istruzioni all'Uso
Gebruiksaanwijzing
Manual
Инструкция по эксплуатации
Instrkcja Obsługi
دليل الإرشادات
Peraturan pemakaian
指导说明书
Εγχειρίδιο χρήσης

CITIZEN SYSTEMS JAPAN CO., LTD.

6-1-12, Tanashi-cho, Nishi-Tokyo-Shi,
Tokyo 188-8511, Japan
E-mail: sales-oe@systems.citizen.co.jp
<http://www.citizen-systems.co.jp/>

CITIZEN is a registered trade mark of CITIZEN Holdings CO., Japan.
CITIZEN es una marca registrada de CITIZEN Holdings CO., Japón.
Design and specifications are subject to change without notice.
西铁城和CITIZEN是日本法人西铁城控股株式会社の注册商标



Printed in China

HDBD48A1107 XXX

*** POWER SUPPLY**

English

CITIZEN model SDC-760N is a dual-powered (high power solar + back-up battery) calculator operative under any lighting conditions.

-Auto power-off function-
The calculator switches the power off automatically if there has been no key entry for about 7 minutes.

-Battery change-
If the back-up battery needs to be changed, open the lower cabinet to remove the old battery and insert a new battery in the indicated polarity. After changing battery, please use a metal, elliptical object to press the RESET pad on printed circuit board.


-Reset operation-
If the calculator is lock and further key operations becomes impossible, please press the center on [MC] & [=] at the same time to release the condition. It will return all setting to default setting.


*** KEY INDEX**

English

[$\frac{ON}{C}$] : Power on / Clear key. [CE] : Clear entry.
 [00→0] : Right shift key. [M+] : Memory plus key.
 [M-] : Memory minus key. [+/-] : ±Sign change key
 [MR] : Memory recall key [MC] : Memory clear key.
 [MU] : Mark-up / Mark-down Key [$\sqrt{\quad}$] : Square root key

[RATE] : Tax rate setting key
 [$\frac{RECALL}{-TAX}$] : Price without tax key / To recall tax rate when pressing [RATE] and [-TAX] keys.
 [$\frac{STORE}{+TAX}$] : Price with tax key / To store tax rate when pressing [RATE] and [+TAX] keys.

 Decimal place selection switch
 - F - Floating decimal mode
 - 0- 2- 3- 4- Fixed decimal mode
 - A - ADD-mode automatically enters the monetary decimal in addition and subtraction calculations

 Round up / Round-off / Round-down switch

The Signs Of The Display Mean The Following:



MEMORY : memory -MINUS : Minus (or negative)
 ERROR : Overflow-error. TAX : Amount of tax
 -TAX : Price excluding tax +TAX : Price including tax
 % : Tax rate stored RATE : Tax rate setting

*** OPERATION EXAMPLES**


English

1. Calculation Examples


Before performing each calculation, press the [$\frac{ON}{C}$] key.

Example	Key operation	Display
 2 x 3 = 6	2 [x] 2 [CE] 3 [=]	6.
7 x 9 = 63	7 [÷] [x] 9 [=]	63.
300 x 27% = 81	300 [x] 27 [%]	81.
$\frac{11.2}{56} \times 100\% = 20\%$	11.2 [÷] 56 [%]	20.
300+(300 x 40%)=420	300 [+] 40 [%]	420.
300-(300 x 40%)=180	300 [-] 40 [%]	180.
1400 x 12% = 168	1400 [x] 12 [%]	168.
6 + 4 + 7.5 = 17.5	6 [+] 4 [+] 7.5 [=]	17.5
5 x 3 ÷ 0.2 = 75	[$\frac{ON}{C}$] 5 [x] 3 [÷] 0.2 [=]	75.
8 ÷ 4 x 3.7 + 9 = 16.4	8 [÷] 4 [x] 3.7 [+] 9 [=]	16.4
5 ⁴ = 625	5 [x] [=] [=] [=]	625.
1 / 2 = 0.5	2 [÷] [=]	0.5
$\frac{1}{(2 \times 3 + 10)} = 0.0625$	2 [x] 3 [+] 10 [÷] [=]	0.0625
$\sqrt{144} = 12$	144 [$\sqrt{\quad}$]	12.
 \$14.90+\$0.35-\$1.45+	1490 [+] 35 [-] 145	145.
\$12.05=\$25.85	[+] 1205 [=]	25.85

2. Memory Calculation

 (12 x 4) - (20 ÷ 2)	[MC] [$\frac{ON}{C}$]	0.
= 38	12 [x] 4 [M+] 20 [÷] 2 [M-]	10.
	[MR]	38.
	[MC] [$\frac{ON}{C}$]	0.


3. Constant Calculation

 2 + 3 = 5	2 [+] 3 [=]	5.
4 + 3 = 7	4 [=]	7.
3 x 4 = 12	3 [x] 4 [=]	12.
3 x 6 = 18	6 [=]	18.


4. Overflow Error Clear

1234567890123456	12345678901234567	ERROR	1'234'567'890'123'456.
x 10000 =	[00→0]		1'234'567'890'123'456.
1'234.567890123456x10 ¹⁶	[x] 10000 [=]	ERROR	1'234.567890123456
	[$\frac{ON}{C}$]		0.

5. PRICE MARK-UP & DOWN CALCULATION

 2000+(P x 20%)=P	2000 [÷] 20 [MU]	2'500.00
P = $\frac{2000}{1-20\%}$ = 2'500.00	[MU]	500.00
2500-2000 = 500.00		
2000-(P x 20%)=P	2000 [÷] 20 [+/-] [MU]	1'666.67
P = $\frac{2000}{1+20\%}$ = 1'666.67		
$\frac{18000-15000}{15000} \times 100\%$	18000 [-] 15000 [MU]	20.00
= 20.00%		

6. Tax Calculation

 100+TAX(3%)	3 [RATE] [+TAX]	3. %
= 103	100 [+TAX]	+TAX 103.
Tax sum = 3	[+TAX]	TAX 3.
* 3 = Tax sum	103 = Tax inclusive value	
206-TAX(3%)	[$\frac{ON}{C}$] [RATE] [-TAX]	3. %
= 200	206 [-TAX]	-TAX 200.
Tax sum = 6	[-TAX]	TAX 6.
* 6 = Tax sum	200 = Tax exclusive value	

*** ALIMENTACIÓN**

Español

Modelo SDC-760N funciona gracias a un mecanismo de doble carga (luz solar y batería de apoyo), lo cual le permite operar bajo cualquier condición de iluminación.

-Función de desconexión automática-

La calculadora se apaga automáticamente si no ha sido utilizada durante 7 minutos aproximadamente.

-Reemplazado de la pila-

Si la pila de apoyo necesita ser reemplazada, quite los tornillos del departamento inferior y sustituya la pila gastada por una nueva. Coloque la pila en su posición correcta, con la polaridad indicada. Después de cambiar la batería pulse la almohadilla RESET en la tarjeta de circuito impreso con un objeto metálico elíptico.

-Operación de reajuste-

Si la calculadora se bloquea y es imposible realizar ninguna operación, por favor presione las teclas [MC] y [=] al mismo tiempo para desbloquearla. Esto devolverá todos los ajustes a los valores predeterminados.

*** TECLADO INFORMATIVO**

Español

[$\frac{ON}{C}$] : Tecla de encendido / Borrar todo.

[CE] : Tecla de borrar entrada [+/-] : ±Tecla de cambio de signo

[00→0] : Tecla de anular el dígito ultimado.

[M+] : Tecla de memoria positiva. [M-] : Tecla de memoria negativa.

[MR] : Tecla de llamada de memoria. [MC] : Tecla de limpieza de memoria.

[MU] : Tecla de subir o bajar precios [$\sqrt{\quad}$] : Tecla de raíz cuadrada.

[RATE] : Tecla del Ajuste del Índice de la Tasa

[$\frac{RECALL}{-TAX}$] : Precio sin la tecla de tasa / Para recobrar el índice de la tasa cuando se presionan las teclas [RATE] y [-TAX].

[$\frac{STORE}{+TAX}$] : Precio con la tecla de tasa / Para almacenar el índice de la tasa cuando se presionan las teclas [RATE] y [+TAX].

A 0 2 3 4 F
[] Selector del lugar decimal

- F - Modo decimal flotante

- 0- 2- 3- 4- Modo decimal flotante

- A - Modo ADD: ingresa automáticamente el decimal monetario en cálculos de suma y resta

↑ 5/4 ↓ Redondeo hacia arriba / Sin redondeo / Redondeo hacia abajo

Símbolos Visualizados:

MEMORY : memoria -MINUS : Menos (o negativo)

ERROR : Error de desbordamiento. TAX : Cantidad de tasa

-TAX : Precio excluyendo la tasa +TAX : Precio incluyendo la tasa

% : Índice de la tasa almacenada RATE : Ajuste del índice de la tasa

*** EJEMPLO DE FUNCIONES**

Español

1. Ejemplos de cálculo

Presione la tecla [$\frac{ON}{C}$] antes de cada cálculo.

Ejemplo	Operación con la tecla	Visualización
2 x 3 = 6	2 [x] 3 [=]	6.
7 x 9 = 63	7 [+][x] 9 [=]	63.
300 x 27% = 81	300 [x] 27 [%]	81.
$\frac{11.2}{56} \times 100\% = 20\%$	11.2 [÷] 56 [%]	20.
300+(300 x 40%)=420	300 [+] 40 [%]	420.
300-(300 x 40%)=180	300 [-] 40 [%]	180.
1400 x 12% = 168	1400 [x] 12 [%]	168.
6 + 4 + 7.5 = 17.5	6 [+] 4 [+] 7.5 [=]	17.5
5 x 3 ÷ 0.2 = 75	[$\frac{ON}{C}$] 5 [x] 3 [÷] 0.2 [=]	75.
8 ÷ 4 x 3.7 + 9 = 16.4	8 [÷] 4 [x] 3.7 [+] 9 [=]	16.4
5 ⁴ = 625	5 [x] [=] [=] [=]	625.
1 / 2 = 0.5	2 [÷] [=]	0.5
$\frac{1}{(2 \times 3 + 10)} = 0.0625$	2 [x] 3 [+] 10 [÷] [=]	0.0625
$\sqrt{144} = 12$	144 [$\sqrt{\quad}$]	12.
\$14.90+\$0.35-\$1.45+	1490 [+] 35 [-] 145	145.
\$12.05=\$25.85	[+] 1205 [=]	25.85

2. Cálculo de memoria

(12 x 4) - (20 ÷ 2) = 38	[MC] [$\frac{ON}{C}$]	0.
	12 [x] 4 [M+] 20 [÷] 2 [M-]	MEMORY 10.
	[MR]	MEMORY 38.
	[MC] [$\frac{ON}{C}$]	0.

3. Constante

2 + 3 = 5	2 [+] 3 [=]	5.
4 + 3 = 7	4 [=]	7.
3 x 4 = 12	3 [x] 4 [=]	12.
3 x 6 = 18	6 [=]	18.

4. Limpieza de error de desbordamiento

1234567890123456	12345678901234567 ERROR	1'234'567'890'123'456.
x 10000 =	[00→0]	1'234'567'890'123'456.
1'234.567890123456x10 ¹⁶	[x] 10000 [=]	ERROR 1'234.567890123456
	[$\frac{ON}{C}$]	0.

5. CÁLCULO DE SUBIR O BAJAR PRECIOS

2000+(P x 20%)=P	2000 [÷] 20 [MU]	2'500.00
P = $\frac{2000}{1-20\%}$ = 2'500.00	[MU]	500.00
2500-2000 = 500.00		
2000-(P x 20%)=P	2000 [÷] 20 [+/-] [MU]	1'666.67
P = $\frac{2000}{1+20\%}$ = 1'666.67		
$\frac{18000-15000}{15000} \times 100\%$	18000 [-] 15000 [MU]	20.00
= 20.00%		

6. Cálculo de impuestos

100+TAX(3%) = 103	3 [RATE] [+TAX]	3. %
Suma de impuesto = 3	100 [+TAX] [+TAX]	+TAX 103.
* 3 = Suma de impuesto	103 = Valor con impuesto	TAX 3.
206-TAX(3%) = 200	[$\frac{ON}{C}$] [RATE] [-TAX]	3. %
Suma de impuesto = 6	206 [-TAX] [-TAX]	-TAX 200.
* 6 = Suma de impuesto	200 = Valor sin impuesto	TAX 6.

*** FONTE DE ALIMENTAÇÃO**

Português

CITIZEN modelo SDC-760N tem dupla fonte de alimentação de energia (energia solar e bateria de reserva), permitindo operar sob qualquer condição de iluminação.

-Função Auto power-off(desligamento automático)-

A calculadora desliga automaticamente, caso nenhum a tecla seja utilizada por aproximadamente 7 minutos.

-Troca de bateria-

Se for necessário trocar a bateria de reserva, remova a bateria usada, abrindo a tampa inferior e coloque uma bateria nova, observando a polaridade indicada. Depois de trocar a bateria, use um objeto metálico e elíptico para pressionar a tecla RESET na placa de circuito impresso.

-Operação de Reajuste-

Se a calculadora estiver bloqueada e sem possibilidades de executar as operações principais adicionais, prima o centro [MC] & [=] ao mesmo tempo para liberar da condição. Ela retornará todas as definições para a definição padrão.

*** ÍNDICE DE TECLAS**

Português

[ON/C] : Tecla para Ligar / Limpar Tudo.

[CE] : Tecla para Limpar Entrada

[00→0] : Tecla de mudança de dígito. [M-] : Tecla de menos da memória.

[+/-] : Tecla para mudar Sinal ± [MC] : Tecla para limpar a memória.

[M+] : Tecla de mais da memória. [√] : Tecla de Raiz Quadrada.

[MR] : Tecla da chamada da memória.

[MU] : Tecla para Marca Preço para cima/baixo

[RATE] : Tecla para Ajuste do Índice da Taxa

[RECALL -TAX] : Preço sem a Tecla de Taxa / Para recuperar o índice da taxa quando pressionadas as teclas [RATE] e [-TAX].

[STORE +TAX] : Preço com a Tecla de Taxa / Para armazenar o índice da taxa quando pressionadas as teclas [RATE] e [+TAX].

A 0 2 3 4 F Comutador para seleção de casa decimal

- F - Modalidade de decimal flutuante

- 0- 2- 3- 4- Modalidade de decimal fixo

- A - Modalidade ADICIONAR entra automaticamente a decimal monetária em cálculos de adição e subtração.

↑ 5/4 ↓ Arredondamento para cima / Truncamento /

Arredondamento para baixo

Os Sinais do Visor Significam o Seguinte:

MEMORY:memória -MINUS:Menos (ou negativo)

ERROR:Erro por transbordamento. TAX:Quantia de taxa

-TAX:Preço excluindo a taxa +TAX:Preço incluindo a taxa

% : Índice da taxa armazenada RATE : Ajuste do índice da taxa

*** EXEMPLOS DE OPERAÇÃO**

Português

1.Exemplo de calculos

Antes de executar cada cálculo, pressione a tecla [ON/C].

Exemplo	Operação com a tecla	Visualização
2 x 3 = 6	2 [x] 2 [CE] 3 [=]	6.
7 x 9 = 63	7 [÷] [x] 9 [=]	63.
300 x 27% = 81	300 [x] 27 [%]	81.
11.2 / 56 x 100% = 20%	11.2 [÷] 56 [%]	20.
300+(300 x 40%)=420	300 [+] 40 [%]	420.
300-(300 x 40%)=180	300 [-] 40 [%]	180.
1400 x 12% = 168	1400 [x] 12 [%]	168.
6 + 4 + 7.5 = 17.5	6 [+] 4 [+] 7.5 [=]	17.5
5 x 3 ÷ 0.2 = 75	[ON/C] 5 [x] 3 [÷] 0.2 [=]	75.
8 ÷ 4 x 3.7 + 9 =16.4	8 [÷] 4 [x] 3.7 [+] 9 [=]	16.4
5 ⁴ = 625	5 [x] [=] [=] [=]	625.
1 / 2 = 0.5	2 [÷] [=]	0.5
1 / (2x3+10) = 0.0625	2 [x] 3 [+] 10 [÷] [=]	0.0625
√144 = 12	144 [√]	12.
\$14.90+\$0.35-\$1.45+	1490 [+] 35 [-] 145	145.
\$12.05=\$25.85	[+] 1205 [=]	25.85

2. Memória

(12 x 4) - (20 ÷ 2)	[MC] [ON/C]	0.
= 38	12 [x] 4 [M+] 20 [÷] 2 [M-]	MEMORY 10.
	[MR]	MEMORY 38.
	[MC] [ON/C]	0.

3. Constante

2 + 3 = 5	2 [+] 3 [=]	5.
4 + 3 = 7	4 [=]	7.
3 x 4 = 12	3 [x] 4 [=]	12.
3 x 6 = 18	6 [=]	18.

4. Erro por transbordamento

1234567890123456	12345678901234567	ERROR	1'234'567'890'123'456.
x 10000 =	[00→0]		1'234'567'890'123'456.
1'234.567890123456x10 ¹⁶	[x] 10000 [=]	ERROR	1'234.567890123456
	[ON/C]		0.

5. CÁLCULO PARA MARCAÇÃO DE PREÇO PARA CIMA & PARA BAIXO

2000+(P x 20%)=P	2000 [÷] 20 [MU]	2'500.00
P= 2000 / (1-20%)=2'500.00	[MU]	500.00
2500-2000 = 500.00		
2000-(P x 20%)=P	2000 [÷] 20 [+/-] [MU]	1'666.67
P= 2000 / (1+20%)=1'666.67		
18000-15000 / 15000 x100%	18000 [-] 15000 [MU]	20.00
= 20.00%		

6. Cálculo da Taxa

100+TAX(3%) = 103	3 [RATE] [+TAX]	3. %
Soma da Taxa = 3	100 [+TAX]	+TAX 103.
* 3 = Soma da Taxa	[+TAX]	TAX 3.
	103 = Valor com taxa incluída	
206-TAX(3%) = 200	[ON/C] [RATE] [-TAX]	3. %
Soma da Taxa = 6	206 [-TAX]	-TAX 200.
	[-TAX]	TAX 6.
* 6 = Soma da Taxa	200 = Valor excluído de Taxa	

*** STROMVERSORGUNG**

Deutsch

Das CITIZEN Modell SDC-760N wird durch 2 voneinander unabhängigen Energiequellen versorgt (Entweder durch eine sehr starke Solarzelle oder durch eine Batterie). Der Rechner arbeitet selbst unter schlechtesten Lichtbedingungen.



- Automatische Ausschaltung-
Ist der Rechner 7 Minuten nicht in Betrieb, schaltet er sich automatisch ab.
- Batteriewechsel-
Sollte die batterie gewechselt werden, entfernen Sie bitte die Schrauben vom unterteil und tauschen die alte gegen eine neue batterie aus. Beachten Sie, daß die batterie richtig, entsprechend der polarität, eingelegt wird. Drücken Sie nach dem Auswechseln der Batterie mit einem runden metallenen Objekt auf das RESET Feld auf der bedruckten Platine.
- Zurücksetzen-

Falls der Taschenrechner nicht mehr reagiert und keine Tastenfunktionen mehr verfügbar sind, drücken Sie bitte gleichzeitig auf [MC] & [=], um den Zustand zu beheben. Dies wird alle Einstellungen auf die Standardeinstellungen zurücksetzen.

*** ERKLÄRUNGEN VON SCHLUSSEL**

Deutsch

- [$\frac{ON}{C}$] : An / Eingabe löschen. [CE] : Löschen Taste
- [00→0] : Rechts schub taste. [M+] : Speicher Plus-Taste.
- [M-] : Speicher Minus-Taste. [+/-] : ±Vorzeicheneingabetaste
- [MR] : Speicher Abruf-Taste [MC] : Speicher Löschen-Taste
- [MU] : Preisangabe-oben/unten Taste [$\sqrt{\quad}$] : Quadratwurzeltaste.
- [RATE] : Steuerraten-Einstellungstaste
- [$\frac{RECALL}{-TAX}$] : Preis ohne Steuern Taste / Abrufen der Steuerrate, wenn die Tasten [RATE] und [-TAX] gedrückt werden.
- [$\frac{STORE}{+TAX}$] : Preis mit Steuern Taste / Speichern der Steuerrate, wenn die Tasten [RATE] und [+TAX] gedrückt werden.

-  Schalter für Dezimalauswahlplatz
- F - Gleitkomma-Modus
- 0- 2- 3- 4- Festkomma-Modus
- A - ADD-Modus gibt bei Additions- und Subtraktionsrechnungen automatisch das Dezimalkomma an.
-  Aufrunden, Abrundenschalter

Die Zeichen in der Anzeige haben die folgende Bedeutung:


- MEMORY : Speicher -MINUS : Minus (oder negativ)
- ERROR : Überlauffehler. TAX : Steuerbetrag
- TAX : Preis ohne Steuern +TAX : Preis mit Steuern
- % : Steuerrate gespeichert RATE : Steuerrate-Einstellung

*** BEISPIEL FÜR DEN BETRIEB**


Deutsch

1. Berechnungsbeispiele





Drücken Sie vor dem Ausführen einer Berechnung jeweils die [$\frac{ON}{C}$] Taste.

Beispiel	Tastenkombination	Anzeige
 2 x 3 = 6	2 [x] 2 [CE] 3 [=]	6.
7 x 9 = 63	7 [+/-] [x] 9 [=]	63.
300 x 27% = 81	300 [x] 27 [%]	81.
$\frac{11.2}{56} \times 100\% = 20\%$	11.2 [+/-] 56 [%]	20.
300+(300 x 40%)=420	300 [+] 40 [%]	420.
300-(300 x 40%)=180	300 [-] 40 [%]	180.
1400 x 12% = 168	1400 [x] 12 [%]	168.
6 + 4 + 7.5 = 17.5	6 [+] 4 [+] 7.5 [=]	17.5
5 x 3 ÷ 0.2 = 75	[$\frac{ON}{C}$] 5 [x] 3 [+/-] 0.2 [=]	75.
8 ÷ 4 x 3.7 + 9 = 16.4	8 [+/-] 4 [x] 3.7 [+] 9 [=]	16.4
5 ⁴ = 625	5 [x] [=] [=] [=]	625.
1 / 2 = 0.5	2 [+/-] [=]	0.5
$\frac{1}{(2 \times 3 + 10)} = 0.0625$	2 [x] 3 [+] 10 [+/-] [=]	0.0625
$\sqrt{144} = 12$	144 [$\sqrt{\quad}$]	12.
\$14.90+\$0.35-\$1.45+	1490 [+] 35 [-] 145	145.
\$12.05=\$25.85	[+] 1205 [=]	25.85

2. Speicher

 (12 x 4) - (20 ÷ 2) = 38	[MC] [$\frac{ON}{C}$]	0.
	12 [x] 4 [M+] 20 [+/-] 2 [M-]	MEMORY 10.
	[MR]	MEMORY 38.
	[MC] [$\frac{ON}{C}$]	0.


3. Konstant

 2 + 3 = 5	2 [+] 3 [=]	5.
 4 + 3 = 7	4 [=]	7.
 3 x 4 = 12	3 [x] 4 [=]	12.
 3 x 6 = 18	6 [=]	18.


4. Korrektur und Überlauffehler

1234567890123456	12345678901234567	ERROR	1'234'567'890'123'456.
x 10000 =	[00→0]		1'234'567'890'123'456.
1'234.567890123456x10 ¹⁶	[x] 10000 [=]	ERROR	1'234.567890123456
	[$\frac{ON}{C}$]		0.

5. PREISMARKIERUNGS AUF & ABRUNDUNGSRECHNUNG

 2000+(P x 20%)=P	2000 [+/-] 20 [MU]	2'500.00
$P = \frac{2000}{1-20\%} = 2'500.00$	[MU]	500.00
2500-2000 = 500.00		
2000-(P x 20%)=P	2000 [+/-] 20 [+/-] [MU]	1'666.67
$P = \frac{2000}{1+20\%} = 1'666.67$		
$\frac{18000-15000}{15000} \times 100\%$	18000 [-] 15000 [MU]	20.00
= 20.00%		

6. Steuerberechnung

 100+TAX(3%) = 103	3 [RATE] [+TAX]	3. %
Steuersumme = 3	100 [+TAX]	+TAX 103.
* 3 = Steuersumme	[+TAX]	TAX 3.
103 = Wert mit Steuersumme		
206-TAX(3%) = 200	[$\frac{ON}{C}$] [RATE] [-TAX]	3. %
Steuersumme = 6	206 [-TAX]	-TAX 200.
* 6 = Steuersumme	[-TAX]	TAX 6.
200 = Wert ohne Steuersumme		

* ALIMENTATION	Français
-----------------------	-----------------

CITIZEN modèle SDC-760N à double alimentation (énergie solaire haute+pile de soutien d'alimentation) qui peut opérer sous n'importe conditions de lumière.

- Arrêt d'alimentation automatique -
L'alimentation de cette calculatrice se coupe automatiquement si laissée allumée et non utilisée pendant environ 7 minutes.

- Remplacement de pile -
Lorsque il faut remplacer la pile, enlève les vis de l'étui bas et remplacer la pile usée et insérer une nouvelle pile selon la polarité indiquée. Après avoir changé la batterie, utilisez un objet elliptique en métal, pour appuyer sur le coussinet de REAJUSTEMENT sur le panneau du circuit imprimé.

- Réinitialisation -
Si la calculatrice est verrouillée rendant impossible son utilisation, veuillez appuyez en même temps sur les touches [MC] et [=] pour la déverrouillée. Cette action a pour effet de réinitialiser la calculatrice avec les paramètres par défaut.

* SIGNIFICATION DES TOUCHES	Français
------------------------------------	-----------------

[$\frac{ON}{C}$] : Bouton de Mise en marche / d'annulation

[CE] : Touche d'annulation de l'Entrée

[00→0] : Touche de changement droit

[M+] : Touche de mémoire plus.

[M-] : Touche de mémoire moins.

[+/-] : ± Touche de changement de Signe

[MR] : Rappeler la mémoire.

[MC] : Effacer la mémoire.


[MU] : Touche de hausse/baisse du Prix

[√] : Touche Racine carrée.

[RATE] : Touche de Réglage du Taux de la Taxe

[$\frac{RECALL}{-TAX}$] : Touche de Prix sans la Taxe / Rappeler le taux de la taxe en appuyant sur les touches [RATE] (TAUX) et [-TAX] (TAXE).


[$\frac{STORE}{+TAX}$] : Touche de Prix avec la Taxe / sauvegarder le taux de la taxe en appuyant sur [RATE] (TAUX) et [+TAX] (TAXE).

 Bouton de sélection d'emplacement de la Décimale

- F - Mode de Décimale Flottante

- 0- 2- 3- 4- Mode de Décimale Fixe

- A - Le mode ADD entre automatiquement la décimale monétaire en mode de calculs d'addition et de soustraction

 Bouton d'Arrondi supérieur / Arrondi / Arrondi inférieur

Les signes de l'Affichage signifient ce qui suit:

MEMORY : Mémoire

-MINUS : Moins (ou négatif)

ERROR : Erreur - Débordement

TAX (TAXE): Montant de la taxe

-TAX (TAXE): Prix excluant la taxe

+TAX (TAXE): Prix incluant la taxe















% : Taux de la taxe stockée



RATE : Réglage du taux de la taxe

* EXEMPLES D'OPÉRATIONS	Français
--------------------------------	-----------------





1.Exemples de calculs

Avant d'effectuer chaque calcul, pressez la touche [$\frac{ON}{C}$].





	Exemple	Touche d'Opération	Affichage
	2 x 3 = 6	2 [x] 2 [CE] 3 [=]	6.
	7 x 9 = 63	7 [+/-] [x] 9 [=]	63.
	300 x 27% = 81	300 [x] 27 [%]	81.
	$\frac{11.2}{56} \times 100\% = 20\%$	11.2 [+/-] 56 [%]	20.
	300+(300 x 40%)=420	300 [+] 40 [%]	420.
	300-(300 x 40%)=180	300 [-] 40 [%]	180.
	1400 x 12% = 168	1400 [x] 12 [%]	168.
	6 + 4 + 7.5 = 17.5	6 [+] 4 [+] 7.5 [=]	17.5
	5 x 3 ÷ 0.2 = 75	[$\frac{ON}{C}$] 5 [x] 3 [+/-] 0.2 [=]	75.
	8 ÷ 4 x 3.7 + 9 = 16.4	8 [+/-] 4 [x] 3.7 [+] 9 [=]	16.4
	5 ⁴ = 625	5 [x] [=] [=] [=]	625.
	1 / 2 = 0.5	2 [+/-] [=]	0.5
	$\frac{1}{(2 \times 3 + 10)} = 0.0625$	2 [x] 3 [+] 10 [+/-] [=]	0.0625
	√144 = 12	144 [√]	12.

	\$14.90+\$0.35-\$1.45+	1490 [+] 35 [-] 145	145.
	\$12.05=\$25.85	[+] 1205 [=]	25.85

2.Calcul avec mémoire

	(12 x 4) - (20 ÷ 2)	[MC] [$\frac{ON}{C}$]	0.
	= 38	12 [x] 4 [M+] 20 [+/-] 2 [M-]	MEMORY 10.
		[MR]	MEMORY 38.
		[MC] [$\frac{ON}{C}$]	0.







3.Constant Calcul

	2 + 3 = 5	2 [+] 3 [=]	5.
	4 + 3 = 7	4 [=]	7.
	3 x 4 = 12	3 [x] 4 [=]	12.
	3 x 6 = 18	6 [=]	18.









4. Correction et dépasement-erreur

1234567890123456	12345678901234567	ERROR	1'234'567'890'123'456.
x 10000 =	[00→0]		1'234'567'890'123'456.
1'234.567890123456x10 ¹⁶	[x] 10000 [=]	ERROR	1'234.567890123456
	[$\frac{ON}{C}$]		0.

5. CALCUL DE LA HAUSSE ET DE LA BAISSSE DU PRIX

	2000+(P x 20%)=P	2000 [+/-] 20 [MU]	2'500.00
	$P = \frac{2000}{1-20\%} = 2'500.00$	[MU]	500.00
	2500-2000 = 500.00		
	2000-(P x 20%)=P	2000 [+/-] 20 [+/-] [MU]	1'666.67
	$P = \frac{2000}{1+20\%} = 1'666.67$		
	$\frac{18000-15000}{15000} \times 100\%$	18000 [-] 15000 [MU]	20.00

6. Calcul de l'impôt

	100+TAX(3%)	3 [RATE] [+TAX]	3. %
	= 103	100 [+TAX]	+TAX 103.
	Le montant de la taxe=3	[+TAX]	TAX 3.
	* 3 = S Le montant de la taxe	103 = Valeur avec avec taxe	
	206-TAX(3%)	[$\frac{ON}{C}$] [RATE] [-TAX]	3. %
	= 200	206 [-TAX]	-TAX 200.
	Le montant de la taxe=6	[-TAX]	TAX 6.
	* 6 = Le montant de la taxe	200 = Valeur hors taxe	

* Alimentazione Elettrica	Italiano
----------------------------------	-----------------

Il calcolatore CITIZEN model SDC-760N ha due risorse di potenza : energia solare e batteria di riserva e può funzionare sotto qualsiasi luce.

-Spegnimento automatico-

La calcolatrice si spegne automaticamente se non immettere nessun dato in circa 7 minuti.

- Sostituzione della batteria -


Nel caso che sia necessario sostituire la batteria,rimuovere il coperchio inferiore, togliere la batteria vecchia e inserire una nuova nel compartimento batteria. Dopo aver cambiato la batteria, si prega di usare un oggetto di metallo ellittico per premere il tasto RESET (REIMPOSTA) sullo schema del circuito stampato.


-Operazione per resettare-

Se la calcolatrice si blocca ed è impossibile effettuare una qualsiasi operazione, si prega di premere i tasti [MC] y [=] contemporaneamente per sbloccarla. La calcolatrice tornerà alle impostazioni iniziali.

* Indice Tasti	Italiano
-----------------------	-----------------

[$\frac{ON}{C}$] : Acceso / Tasto cancella tutto. [CE] : Cancellazione immissione
 [00→0] : Correzione. [M+] : Memoria addizione.
 [M-] : Memoria sottrazione. [+/-] : ±Tasto cambio segno.
 [MR] : Tasto richiama memoria [MC] : Tasto cancella memoria
 [MU] : Tasto rialzo/ribasso di prezzo.
 [$\sqrt{\quad}$] : Tasto radice quadrata.
 [RATE] : Tasto di impostazione dell'Aliquota d'imposta
 [$\frac{RECALL}{-TAX}$] : Prezzo senza Tasto d'imposta / Per richiamare l'aliquota d'imposta quando si premono i tasti [RATE] e [-TAX].
 [$\frac{STORE}{+TAX}$] : Prezzo con Tasto d'imposta / Per memorizzare l'aliquota d'imposta quando si premono i tasti [RATE] e [+TAX].

 Scambio selezione della posizione del decimale
 - F - Modalità decimale mobile
 - 0- 2- 3- 4- Modalità decimale fissa
 - A - La modalità AGGIUNGI introduce automaticamente il decimale monetario nei calcoli di addizione e sottrazione

 Scambio arrotondamento / arrotondamento per eccesso




I simboli dello Schermo di visualizzazione significano:

MEMORY : memoria -MINUS : Meno (o negativo).
 ERROR : Errore di traboccamento aritmetico
 TAX : Somma dell'imposta -TAX : Prezzo esclusa l'imposta
 +TAX : Prezzo inclusa l'imposta % : Aliquota d'imposta memorizzata
 RATE : Impostazione dell'aliquota d'imposta



* Esempio di Operazione	Italiano
--------------------------------	-----------------

1. Operazione del calcolo normale


Prima di effettuare ciascun calcolo, premere il tasto [$\frac{ON}{C}$].

Esempio	Operazione con il tasto	Visualizzazione
 2 x 3 = 6	2 [x] 2 [CE] 3 [=]	6.
7 x 9 = 63	7 [+/-] [x] 9 [=]	63.
300 x 27% = 81	300 [x] 27 [%]	81.
$\frac{11.2}{56} \times 100\% = 20\%$	11.2 [÷] 56 [%]	20.
300+(300 x 40%)=420	300 [+] 40 [%]	420.
300-(300 x 40%)=180	300 [-] 40 [%]	180.
1400 x 12% = 168	1400 [x] 12 [%]	168.
6 + 4 + 7.5 = 17.5	6 [+] 4 [+] 7.5 [=]	17.5
5 x 3 ÷ 0.2 = 75	[$\frac{ON}{C}$] 5 [x] 3 [+/-] 0.2 [=]	75.
8 ÷ 4 x 3.7 + 9 = 16.4	8 [÷] 4 [x] 3.7 [+] 9 [=]	16.4
5 ⁴ = 625	5 [x] [=] [=] [=]	625.
1 / 2 = 0.5	2 [+/-] [=]	0.5
$\frac{1}{(2 \times 3 + 10)} = 0.0625$	2 [x] 3 [+] 10 [÷] [=]	0.0625
$\sqrt{144} = 12$	144 [$\sqrt{\quad}$]	12.
 \$14.90+\$0.35-\$1.45+	1490 [+] 35 [-] 145	145.
 \$12.05=\$25.85	[+] 1205 [=]	25.85

2. Operazione del calcolo memoria

 (12 x 4) - (20 ÷ 2)	[MC] [$\frac{ON}{C}$]	0.
 = 38	12 [x] 4 [M+] 20 [÷] 2 [M-]	MEMORY 10.
	[MR]	MEMORY 38.
	[MC] [$\frac{ON}{C}$]	0.


3. Operazione del calcolo costante

 2 + 3 = 5	2 [+] 3 [=]	5.
4 + 3 = 7	4 [=]	7.
3 x 4 = 12	3 [x] 4 [=]	12.
3 x 6 = 18	6 [=]	18.


4. Cancellazione della capacità di operazione superata

1234567890123456	12345678901234567	ERROR	1'234'567'890'123'456.
x 10000 =	[00→0]		1'234'567'890'123'456.
1'234.567890123456x10 ¹⁶	[x] 10000 [=]	ERROR	1'234.567890123456
	[$\frac{ON}{C}$]		0.

5. CALCOLO RIALZO/RIBASSO DI PREZZO

 2000+(P x 20%)=P	2000 [+/-] 20 [MU]	2'500.00
$P = \frac{2000}{1-20\%} = 2'500.00$	[MU]	500.00
2500-2000 = 500.00		
2000-(P x 20%)=P	2000 [+/-] 20 [+/-] [MU]	1'666.67
$P = \frac{2000}{1+20\%} = 1'666.67$		
$\frac{18000-15000}{15000} \times 100\%$	18000 [-] 15000 [MU]	20.00
= 20.00%		

6. Calcolo della tassazione

 100+TAX(3%)	3 [RATE] [+TAX]	3. %
= 103	100 [+TAX]	103.
Importo della tassa=3	[+TAX]	TAX 3.
* 3 = Importo della tassa	103 = Valore con tassa	
206-TAX(3%)	[$\frac{ON}{C}$] [RATE] [-TAX]	3. %
= 200	206 [-TAX]	-TAX 200.
Importo della tassa=6	[-TAX]	TAX 6.
* 6 = Importo della tassa	200 = Valore senza tassa	

*** Strømforsyningen** **Danish**

CITIZEN SDC-760N regnemaskine er forsynet af to typer batterier : Solceller og reservebatteriet, hvilken gør det muligt at bruge regnemaskinen med ethvert baggrundslys.

-Stop strømforsyningen automatisk-

Lommeregneren slukker automatisk for strømmen, hvis der ikke har været trykket på en tast i ca. 7 minutter.

- Skift batteriet -



Når batteriet skal skiftes, åbner man låget nedenunder, tager batteriet ud, og sætter det nye batteri på plads. Efter batteriskift, anvend venligst en elliptisk genstand til at trykke på RESET på printpladen.

-Nulstillingsfunktion-

Hvis lommeregneren låser sig fast, og yderligere tastefunktioner bliver umulige, så tryk på midten af [MC] & [=] samtidigt for at løse tilstanden. Det sætter alle indstillinger tilbage til fabriksindstillingen.

*** Knappers indeks** **Danish**

- [$\frac{ON}{C}$] : Tænd / slet. [CE] : Slet indtastning
- [00→0] : Rettelse knap. [M+] : Addition hukommelse knap.
- [M-] : Subtraktion hukommelse knap.
- [MR] : Hent hukommelsen [MC] : Slet hukommelsen
- [MU] : Prismærke op/ned [+/-] : ±Skift fortegn
- [√] : Kvadratrodstast.
- [RATE] : Tast til indstilling af moms sats
- [$\frac{RECALL}{-TAX}$] :Tast til pris uden moms / Genkald af moms sats ved tryk på [RATE] og [-TAX] taster.
- [$\frac{STORE}{+TAX}$] :Tast til pris med moms / Lagring af moms sats ved tryk på [RATE] og [+TAX] taster.

-  Knap til valg af decimalplads
- F - Flydende decimaltaltilstand
- 0- 2- 3- 4- Fast decimaltaltilstand
- A - ADD-mode indtaster automatisk valutadecimale i additions- og subtraktionsberegninger
-  Knap til rund op / rund af / rund ned


Tegnene på displayet har følgende betydning:

- MEMORY : hukommelse -MINUS : Minus (eller negativ)
- ERROR : Overløbsfejl. TAX : Moms mængde
- TAX : Pris eksklusiv moms +TAX : Pris inklusiv moms
- % : Moms sats lagret RATE : Moms sats indstilling


*** Betjening eksempler** **Danish**

1. Almindelig regningsoperation


Inden du udfører en beregning, skal du trykke på tasten [$\frac{ON}{C}$].

Eksempel	Tastebetjening	Vis
 2 x 3 = 6	2 [x] 2 [CE] 3 [=]	6.
7 x 9 = 63	7 [÷] [x] 9 [=]	63.
300 x 27% = 81	300 [x] 27 [%]	81.
$\frac{11.2}{56} \times 100\% = 20\%$	11.2 [÷] 56 [%]	20.
300+(300 x 40%)=420	300 [+] 40 [%]	420.
300-(300 x 40%)=180	300 [-] 40 [%]	180.
1400 x 12% = 168	1400 [x] 12 [%]	168.
6 + 4 + 7.5 = 17.5	6 [+] 4 [+] 7.5 [=]	17.5
5 x 3 ÷ 0.2 = 75	[$\frac{ON}{C}$] 5 [x] 3 [÷] 0.2 [=]	75.
8 ÷ 4 x 3.7 + 9 =16.4	8 [÷] 4 [x] 3.7 [+] 9 [=]	16.4
5 ⁴ = 625	5 [x] [=] [=] [=]	625.
1 / 2 = 0.5	2 [÷] [=]	0.5
$\frac{1}{(2 \times 3 + 10)} = 0.0625$	2 [x] 3 [+] 10 [÷] [=]	0.0625
$\sqrt{144} = 12$	144 [√]	12.
\$14.90+\$0.35-\$1.45+	1490 [+] 35 [-] 145	145.
\$12.05=\$25.85	[+] 1205 [=]	25.85

2. Hukommelse regningsoperation

 (12 x 4) - (20 ÷ 2)	[MC] [$\frac{ON}{C}$]	0.
= 38	12 [x] 4 [M+] 20 [÷] 2 [M-]	10.
	[MR]	38.
	[MC] [$\frac{ON}{C}$]	0.


3. Regningssystem for konstanter

 2 + 3 = 5	2 [+] 3 [=]	5.
4 + 3 = 7	4 [=]	7.
3 x 4 = 12	3 [x] 4 [=]	12.
3 x 6 = 18	6 [=]	18.


4. Slet delen over regningskapaciteten

1234567890123456	12345678901234567	ERROR	1'234'567'890'123'456.
x 10000 =	[00→0]		1'234'567'890'123'456.
1'234.567890123456x10 ¹⁶	[x] 10000 [=]	ERROR	1'234.567890123456
	[$\frac{ON}{C}$]		0.

5. BEREGNING MED PRISMÆRKE OP & NED

 2000+(P x 20%)=P	2000 [÷] 20 [MU]	2'500.00
P = $\frac{2000}{1-20\%}$ =2'500.00	[MU]	500.00
2500-2000 = 500.00		
2000-(P x 20%)=P	2000 [÷] 20 [+/-] [MU]	1'666.67
P = $\frac{2000}{1+20\%}$ =1'666.67		
$\frac{18000-15000}{15000} \times 100\%$	18000 [-] 15000 [MU]	20.00
= 20.00%		

6. Afgiftsberegning

 100+TAX(3%)	3 [RATE] [+TAX]	3. %
= 103	100 [+TAX]	+TAX 103.
Skatte tal = 3	[+TAX]	TAX 3.
* 3 = Skatte tal	103 = Værdien inklusive skatteprocent	
206-TAX(3%)	[$\frac{ON}{C}$] [RATE] [-TAX]	3. %
= 200	206 [-TAX]	-TAX 200.
Skatte tal = 6	[-TAX]	TAX 6.
* 6 = Skatte tal	200 = Værdien undtagen skatteprocent	

*** СНАБЖЕНИЕ ЭНЕРГИЕЙ**

Русский

Модель CITIZEN SDC-760N имеет двойное питание (солнечные элементы + батарея) и способна работать при любом освещении.

-Автоматическое отключение питания-

Этот калькулятор обладает функцией автоматического отключения электропитания, благодаря чему питание отключается, если в течение 7 минут не производилось никаких операций на клавишах.

-Замена элементов питания-

Благодаря двойному питанию, батареи, устанавливаемые с обратной стороны устройства, работают длительное время. Если изображение на дисплее становится неясным, необходимо заменить батареи. Снимите крышку с нижнего отсека. Извлеките старые батареи и вставьте новые батареи, соблюдая полярность. После замены батарейки с помощью тонкого металлического предмета нажмите кнопку RESET на печатной плате.

-Оперативный сброс-

Если калькулятор «завис» и дальнейшие операции с кнопками стали невозможны, для устранения этого состояния нажмите одновременно среднюю кнопку [MC] и [=]. Это вернет все настройки в их исходное состояние.

*** НАЗНАЧЕНИЕ КЛАВИШ**

Русский

$\left[\frac{ON}{C} \right]$: Включение питания / Сброс всех значений .

[CE] : Сброс числа $[+/-]$: \pm Перемена знака

[00 \rightarrow 0] : Клавиша «забой» (клавиша правки числа).

[M+] : Клавиша прибавления в регистр памяти.

[M-] : Клавиша вычитания из регистра памяти.

[MC] : Сброс памяти [MR] : Вызов числа из памяти

[MU] : Рост/падение цены

$[\sqrt{\quad}]$: Клавиша извлечения квадратного корня.

[RATE] : Клавиша ввода уровня налога

$[\frac{RECALL}{-TAX}]$: Клавиша ввода цены без налога / Для вызова уровня налога нажмите клавиши [RATE] и [-TAX].

$[\frac{STORE}{+TAX}]$: Клавиша ввода цены с налогом / Для записи уровня налога нажмите клавиши [RATE] и [+TAX].



Переключатель места десятичного знака

- F -

Режим плавающей запятой

- 0- 2- 3- 4-

Режим фиксированной запятой

- A -

Режим ADD-автоматический ввод двух десятичных знаков при сложении и вычитании денежных сумм

$\uparrow 5/4 \downarrow$

Округление вверх / Округление / Округление вниз

Значение индикаторов экрана:

MEMORY : память. -MINUS : Минус (или отрицательное число)

ERROR : Ошибка переполнения. TAX : Сумма налога

-TAX : Цена без налога +TAX : Цена с налогом

% : Записанный уровень налога RATE : Ввод уровня налога

*** ПРИМЕРЫ**

Русский

1.Примеры расчётов

Прежде чем начать вычисления, нажмите клавишу $\left[\frac{ON}{C} \right]$.

Пример	Клавиши	Экран
$2 \times 3 = 6$	2 [x] 2 [CE] 3 [=]	6.
$7 \times 9 = 63$	7 [\div] [x] 9 [=]	63.
$300 \times 27\% = 81$	300 [x] 27 [%]	81.
$\frac{11.2}{56} \times 100\% = 20\%$	11.2 [\div] 56 [%]	20.
$300 + (300 \times 40\%) = 420$	300 [+] 40 [%]	420.
$300 - (300 \times 40\%) = 180$	300 [-] 40 [%]	180.
$1400 \times 12\% = 168$	1400 [x] 12 [%]	168.
$6 + 4 + 7.5 = 17.5$	6 [+] 4 [+] 7.5 [=]	17.5
$5 \times 3 \div 0.2 = 75$	$\left[\frac{ON}{C} \right]$ 5 [x] 3 [\div] 0.2 [=]	75.
$8 \div 4 \times 3.7 + 9 = 16.4$	8 [\div] 4 [x] 3.7 [+] 9 [=]	16.4
$5^4 = 625$	5 [x] [=] [=] [=]	625.
$1 \div 2 = 0.5$	2 [\div] [=]	0.5
$\frac{1}{(2 \times 3 + 10)} = 0.0625$	2 [x] 3 [+] 10 [\div] [=]	0.0625
$\sqrt{144} = 12$	144 [$\sqrt{\quad}$]	12.
$\$14.90 + \$0.35 - \$1.45 +$	1490 [+] 35 [-] 145	145.
$\$12.05 = \25.85	[+] 1205 [=]	25.85

2. Операции с памятью

$(12 \times 4) - (20 \div 2) = 38$	[MC] $\left[\frac{ON}{C} \right]$	0.
	12 [x] 4 [M+] 20 [\div] 2 [M-]	MEMORY 10.
	[MR]	MEMORY 38.
	[MC] $\left[\frac{ON}{C} \right]$	0.

3. Вычисления с константой

$2 + 3 = 5$	2 [+] 3 [=]	5.
$4 + 3 = 7$	4 [=]	7.
$3 \times 4 = 12$	3 [x] 4 [=]	12.
$3 \times 6 = 18$	6 [=]	18.

4. Исправление ошибок и сброс ошибки при избытке числовых знаков

1234567890123456	12345678901234567	ERROR	1'234'567'890'123'456.
$\times 10000 =$			
1'234.567890123456 $\times 10^{16}$	[00 \rightarrow 0]		1'234'567'890'123'456.
	[x] 10000 [=]	ERROR	1'234.567890123456
	$\left[\frac{ON}{C} \right]$		0.

5. РАСЧЕТ РОСТА И ПАДЕНИЯ ЦЕН

$2000 + (P \times 20\%) = P$	2000 [\div] 20 [MU]	2'500.00
$P = \frac{2000}{1 - 20\%} = 2'500.00$	[MU]	500.00
$2500 - 2000 = 500.00$		
$2000 - (P \times 20\%) = P$	2000 [\div] 20 [+/-] [MU]	1'666.67
$P = \frac{2000}{1 + 20\%} = 1'666.67$		
$\frac{18000 - 15000}{15000} \times 100\% = 20.00\%$	18000 [-] 15000 [MU]	20.00

6. Вычисление налогов

$100 + TAX(3\%) = 103$	3 [RATE] [+TAX]	3. %
Сумма налога = 3	100 [+TAX]	+TAX 103.
* 3 = сумма налога	[+TAX]	TAX 3.
$206 - TAX(3\%) = 200$	$\left[\frac{ON}{C} \right]$ [RATE] [-TAX]	3. %
сумма налога = 6	206 [-TAX]	-TAX 200.
* 6 = сумма налога	[-TAX]	TAX 6.
	200 = сумма без налога	

*** ZASILANIE****Polish**

Kalkulator CITIZEN, model SDC-760N jest zasilany podwójnie (bateria słoneczna + bateria zwykła) Kalkulator pracuje w każdych warunkach oświetlenia.

-Funkcja automatycznego wyłączenia-

Kalkulator wyłącza się automatycznie w przypadku jeśli żaden z przycisków nie zostanie naciśnięty w ciągu 7 minut.

- Wymiana baterii -

Jeśli konieczna jest wymiana baterii należy otworzyć dolną uwagę na odpowiednią polaryzację, pokrywę, usunąć stare baterie i włożyć nowe zwracając. Po wymianie baterii proszę nacisnąć przycisk RESET na płytce drukowanej przy pomocy cienkiego metalowego przedmiotu.

-Operacja wymazywania-

Jeśli kalkulator zostanie zablokowany i dalsze działania przy użyciu przycisków staną się niemożliwe, proszę wciśnąć w tym samym czasie środek [MC] & [=] aby przywrócić do stanu użyteczności. Kalkulator powróci do ustawień wyjściowych.

*** OPIS KLAWISZY****Polish**

[$\frac{ON}{C}$]: Zasilanie / Kasowanie liczby. [CE]: Kasowanie liczby

[M+]: Przycisk wprowadzenia do pamięci ze znakiem plus

[M-]: Przycisk wprowadzenia do pamięci ze znakiem minus.

[+/-]: ±Zmiana znaku

[00→0]: Klawisz powrotu.

[MR]: Przywoływanie z pamięci

[MC]: Kasowanie zawartości pamięci

[MU]: Przyrost/obniżka cen

[√]: Klawisz pierwiastka.

[RATE]: Klawisz wprowadzenia wysokości podatku

[$\frac{RECALL}{-TAX}$]: Klawisz ceny bez podatku / Aby wywołać wysokość podatku, naciśnij klawisze [RATE] i [-TAX].

[STORE
+TAX]: Klawisz ceny z podatkiem / Aby zapisać wysokość podatku, naciśnij klawisze [RATE] i [+TAX].



Przełącznik liczby miejsc po przecinku

- F -

Tryb zmiennej liczby miejsc po przecinku

- 0- 2- 3- 4-

Tryb stałej liczby miejsc po przecinku

- A -

Tryb ADD-Automatycznie wstawianie dwóch znaków po przecinku dziesiętnym pod czas dodawania lub odejmowania sum pieniężnych



Zaokrąglenie w dół / Zaokrąglenie w górę / Przełącznik trybu zaokrąglenia

Znaczenie wskaźników wyświetlacza:

MEMORY : pamięć -MINUS : Minus (lub liczba ujemna)

ERROR : Błąd przepelnienia. TAX : Suma podatku

-TAX : Cena bez podatku +TAX : Cena z podatkiem

% : Zapisana do pamięci wysokość podatku

RATE : Wprowadzenie wysokości podatku

*** PRZYKŁADY DZIAŁAŃ****Polish****1.Przykładowe obliczenia**

Przed rozpoczęciem obliczeń należy nacisnąć klawisz [$\frac{ON}{C}$].

Przykład	Klawisze	Ekran
$2 \times 3 = 6$	2 [x] 2 [CE] 3 [=]	6.
$7 \times 9 = 63$	7 [=] [x] 9 [=]	63.
$300 \times 27\% = 81$	300 [x] 27 [%]	81.
$\frac{11.2}{56} \times 100\% = 20\%$	11.2 [=] 56 [%]	20.
$300 + (300 \times 40\%) = 420$	300 [=] 40 [%]	420.
$300 - (300 \times 40\%) = 180$	300 [-] 40 [%]	180.
$1400 \times 12\% = 168$	1400 [x] 12 [%]	168.
$6 + 4 + 7.5 = 17.5$	6 [=] 4 [=] 7.5 [=]	17.5
$5 \times 3 \div 0.2 = 75$	[$\frac{ON}{C}$] 5 [x] 3 [=] 0.2 [=]	75.
$8 \div 4 \times 3.7 + 9 = 16.4$	8 [=] 4 [x] 3.7 [=] 9 [=]	16.4
$5^4 = 625$	5 [x] [=] [=] [=]	625.
$1 \div 2 = 0.5$	2 [=] [=]	0.5
$\frac{1}{(2 \times 3 + 10)} = 0.0625$	2 [x] 3 [=] 10 [=] [=]	0.0625
$\sqrt{144} = 12$	144 [√]	12.
$\$14.90 + \$0.35 - \$1.45 +$	1490 [=] 35 [-] 145	145.
$\$12.05 = \25.85	[+] 1205 [=]	25.85

2. Obliczenia z wykorzystaniem pamięci

$(12 \times 4) - (20 \div 2)$	[MC] [$\frac{ON}{C}$]	0.
$= 38$	12 [x] 4 [M+] 20 [=] 2 [M-]	MEMORY 10.
	[MR]	MEMORY 38.
	[MC] [$\frac{ON}{C}$]	0.

3. Stała

$2 + 3 = 5$	2 [=] 3 [=]	5.
$4 + 3 = 7$	4 [=]	7.
$3 \times 4 = 12$	3 [x] 4 [=]	12.
$3 \times 6 = 18$	6 [=]	18.

4. Przepelnienie pamięci

1234567890123456	12345678901234567	ERROR	1'234'567'890'123'456.
$\times 10000 =$	[00→0]		1'234'567'890'123'456.
$1'234.567890123456 \times 10^{10}$	[x] 10000 [=]	ERROR	1'234.567890123456
	[$\frac{ON}{C}$]		0.

5. PRZYROST I OBNIŻKA CEN

$2000 + (P \times 20\%) = P$	2000 [=] 20 [MU]	2'500.00
$P = \frac{2000}{1-20\%} = 2'500.00$	[MU]	500.00
$2500 - 2000 = 500.00$		
$2000 - (P \times 20\%) = P$	2000 [=] 20 [+/-] [MU]	1'666.67
$P = \frac{2000}{1+20\%} = 1'666.67$		
$\frac{18000 - 15000}{15000} \times 100\%$	18000 [-] 15000 [MU]	20.00
$= 20.00\%$		

6. Obliczenie podatku

$100 + TAX(3\%)$	3 [RATE] [+TAX]	3. %
$= 103$	100 [+TAX]	+TAX 103.
Suma podatku = 3	[+TAX]	TAX 3.
* 3 = Suma podatku	103 = Inkluzywna wysokość podatku	
$206 - TAX(3\%)$	[$\frac{ON}{C}$] [RATE] [-TAX]	3. %
$= 200$	206 [-TAX]	-TAX 200.
Suma podatku = 6	[-TAX]	TAX 6.
* 6 = Suma podatku	200 = Ekskluzywna wysokość podatku	

لغة عربية

* تزويد الطاقة

إن موديل CITIZEN SDC-760N هي آلة حاسبة ثنائية الطاقة (الطاقة الشمسية عالية القوة + بطارية احتياطية) وتعمل تحت أية ظروف ضوئية.

تقوم هذه الآلة الحاسبة بإيقاف نفسها تلقائياً إذا لم يحدث إدخال مفتاح لحوالي 7 دقائق.
تغيير البطارية.

إذا كانت البطارية الاحتياطية بحاجة إلى تغيير، قم بفتح الغطاء السفلي لإزالة البطارية القديمة وإدخال بطارية جديدة بحسب القطبية المشار إليها. بعد تغيير البطارية، الرجاء استخدام شينا معدنياً وبيضاوياً للضغط على مفتاح إعادة التعيين على لوح الدارة المطبوع.

أفضل تشغيل.
في حالة قفل الآلة الحاسبة، وتعدر تنفيذ عمليات بالأزرار الرجاء الضغط على [=] & [MC] في نفس الوقت لحل هذه المشكلة. سيعيد هذا كل الأوضاع إلى الضبط الافتراضي.

لغة عربية

* فهرس المفاتيح

[CE]: حذف الإدخال.
[00→0]: مفتاح الرجوع بالتحويل.
[M-]: مفتاح الطرح من الذاكرة.
[MR]: مفتاح استدعاء الذاكرة.
[MC]: مفتاح حذف الذاكرة.
[+ / -]: ± مفتاح تغيير الإشارة.
[√]: مفتاح الجذر التربيعي.
[RATE]: مفتاح إعداد رسم الضريبة.
[RECALL - TAX]: مفتاح السعر بدون الضريبة / لاستدعاء رسم الضريبة عند الضغط على مفتاحي [RATE] و [-TAX].
[STORE + TAX]: مفتاح السعر مع الضريبة / لحفظ رسم الضريبة عند الضغط على مفتاحي [RATE] و [+TAX].

A 0 2 3 4 F

0 0 0 0 0

- F -

- 0 - 2 - 3 - 4 -

- A -

± 5/4 ±

0 0 0 0 0

مفتاح تحديد المنزلة العشرية

نمط المنزلة العائمة

نمط المنزلة الثابتة

يقوم نمط الإضافة تلقائياً بإدخال المنزلة النقدية في حسابات الجمع والطرح

مفتاح التدوير/ إنهاء التدوير/ التدوير إلى الأسفل

علامات شاشة العرض تعني مايلي:

MEMORY: الذاكرة

ERROR: خطأ تدفق زائد.

+TAX: الرسم شامل الضريبة

-TAX: الرسم باستثناء الضريبة

RATE: إعداد رسم الضريبة

لغة عربية

* أمثلة على العمليات

1. أمثلة الحساب

قبل القيام بكل حساب، اضغط على مفتاح $[\frac{ON}{C}]$

المثال	عملية المفاتيح	العرض
$2 \times 3 = 6$	2 [x] 2 [CE] 3 [=]	6.
$7 \times 9 = 63$	7 [+/-] [x] 9 [=]	63.
$300 \times 27\% = 81$	300 [x] 27 [%]	81.
$\frac{11.2}{56} \times 100\% = 20\%$	11.2 [+/-] 56 [%]	20.
$300 + (300 \times 40\%) = 420$	300 [+] 40 [%]	420.
$300 - (300 \times 40\%) = 180$	300 [-] 40 [%]	180.
$1400 \times 12\% = 168$	1400 [x] 12 [%]	168.
$6 + 4 + 7.5 = 17.5$	6 [+] 4 [+] 7.5 [=]	17.5
$5 \times 3 \div 0.2 = 75$	$[\frac{ON}{C}]$ 5 [x] 3 [+/-] 0.2 [=]	75.
$8 \div 4 \times 3.7 + 9 = 16.4$	8 [+/-] 4 [x] 3.7 [+] 9 [=]	16.4
$54 = 625$	5 [x] [=] [=] [=]	625.
$1/2 = 0.5$	2 [+/-] [=]	0.5
$\frac{1}{(2 \times 3 + 10)} = 0.0625$	2 [x] 3 [+] 10 [+/-] [=]	0.0625
$\sqrt{144} = 12$	144 [√]	12.
$\$14.90 + \$0.35 =$	1490 [+] 35 [-] 145	145.
$\$1.45 + \$12.05 = \$25.85$	[+] 1205 [=]	25.85

2. حساب الذاكرة

$(12 \times 4) - (20 \div 2) = 38$	[MC] $[\frac{ON}{C}]$	0.
	12 [x] 4 [M+] 20 [+/-] 2 [M-]	MEMORY 10.
	[MR]	MEMORY 38.
	[MC] $[\frac{ON}{C}]$	0.

3. حساب الثابت

$2 + 3 = 5$	2 [+] 3 [=]	5.
$4 + 3 = 7$	4 [=]	7.
$3 \times 4 = 12$	3 [x] 4 [=]	12.
$3 \times 6 = 18$	6 [=]	18.

4. حذف خطأ التدفق الزائد

1234567890123456	12345678901234567 ERROR	1'234'567'890'123'456.
$\times 10000 =$	[00→0]	1'234'567'890'123'456.
$1'234.567890123456 \times 10^{16}$	[x] 10000 [=]	1'234.567890123456
	$[\frac{ON}{C}]$	0.

5. حساب تعليم السعر إلى الأعلى والأسفل

$2000 + (P \times 20\%) = P$	2000 [+/-] 20 [MU]	2'500.00
$P = \frac{2000}{1 - 20\%} = 2'500.00$	[MU]	500.00
$2500 - 2000 = 500.00$		
$2000 - (P \times 20\%) = P$	2000 [+/-] 20 [+/-] [MU]	1'666.66
$P = \frac{2000}{1 + 20\%} = 1'666.66$		
$\frac{18000 - 15000}{15000} \times 100\% = 20.00\%$	18000 [-] 15000 [MU]	20.00

6. حساب الضريبة

$100 + TAX(3\%) = 103$	3 [RATE] [+TAX]	3. %
	100 [+TAX]	+TAX 103.
مجموع الضريبة = 3	[+TAX]	TAX 3.
مجموع الضريبة = 3	القيمة شاملة الضريبة = 103	
$206 - TAX(3\%) = 200$	$[\frac{ON}{C}]$ [RATE] [-TAX]	3. %
	206 [-TAX]	-TAX 200.
مجموع الضريبة = 6	القيمة من دون الضريبة = 200	TAX 6.

*** Sumber tenaga listerlk** Bahasa Indonesia

Calculator CITIZEN model SDC-760N mendapat listerlk dari dua macam baterai : tenaga matahari dan tenaga simpanan, sehingga calculator ini bisa bekerja dibawah segala macam sinar.

-Sumber tenaga bisa bekerja dan tutup secara otomatis-
Jikalau dalam kira2 7 menit calculator tidak bekerja maka sumber tenaga akan berhenti bekerja otomatis.

- Cara mengganti baterai -
Jikalau baterai perlu diganti, anda harus membuka dulu kotak baterai dan mengeluarkan baterai lama. Sesudah itu anda baru bisa memasukkan baterai yang baru didalam kotak itu. Setelah mengganti baterai, silahkan gunakan obyek metal berbentuk bulat panjang untuk menekan RESET pada PCB.

-Cara me-reset-
Jika kalkulator terkunci dan Anda tidak dapat mengoperasikan tombol, tekan bersama-sama bagian tengah pada [MC] & [=] untuk membuka kunci. Kalkulator akan kembali ke pengaturan default.

*** Daftar fungsi tuts** Bahasa Indonesia

- [$\frac{ON}{C}$] : Tombol Power On / Tombol Hapus
- [CE] : Hapus tombol yang dimasukkan
- [$\sqrt{\quad}$] : Tombol akar kuadrat.
- [00→0] : Koreksi. [M+] : Memory penambahan.
- [M-] : Memory pengurangan. [+/-] : ±Tombol pengubah tanda
- [MR] : Tombol Pemanggil Memori [MC] : Tombol Penghapus Memori
- [RATE] : Tombol Pengatur Tarif Pajak
- [$\frac{RECALL}{-TAX}$]::Harga tanpa Tombol Pajak / Untuk mengembalikan Tarif Pajak pada waktu menekan tombol [RATE] dan [-TAX].
- [$\frac{STORE}{+TAX}$]::Harga dengan Tombol Pajak / Untuk menyimpan Tarif Pajak pada waktu menekan tombol [RATE] dan [+TAX].

- Switch pemilihan jumlah desimal
- F - Mode desimal mengambang
- 0- 2- 3- 4- Mode desimal tetap
- A - Mode ADD secara otomatis akan memasukkan desimal keuangan pada operasi perhitungan penambahan dan pengurangan
- Switch untuk pembulatan ke atas / pembulatan ke bentuk yang lebih sederhana / pembulatan ke bawah

Arti dari Tanda-tanda yang Muncul di Layar:
 MEMORY : memori -MINUS : Minus (atau negatif)
 ERROR : Kesalahan Overflow. TAX : Jumlah Pajak
 -TAX : Harga tanpa Pajak +TAX : Harga termasuk Pajak
 % : Tarif Pajak yang tersimpan RATE : Pengatur Tarif Pajak

*** Contoh cara pakai** Bahasa Indonesia

1.Cara kalkulasi biasa
 Sebelum melakukan setiap perhitungan, tekanlah dahulu tombol [$\frac{ON}{C}$].

	Contoh	Operasi Tombol	Tampilan di Layar
	2 x 3 = 6	2 [x] 2 [CE] 3 [=]	6.
	7 x 9 = 63	7 [÷] [x] 9 [=]	63.
	300 x 27% = 81	300 [x] 27 [%]	81.
	$\frac{11.2}{56} \times 100\% = 20\%$	11.2 [÷] 56 [%]	20.
	300+(300 x 40%)=420	300 [+] 40 [%]	420.
	300-(300 x 40%)=180	300 [-] 40 [%]	180.
	1400 x 12% = 168	1400 [x] 12 [%]	168.
	6 + 4 + 7.5 = 17.5	6 [+] 4 [+] 7.5 [=]	17.5
	5 x 3 ÷ 0.2 = 75	[$\frac{ON}{C}$] 5 [x] 3 [÷] 0.2 [=]	75.
	8 ÷ 4 x 3.7 + 9 =16.4	8 [÷] 4 [x] 3.7 [+] 9 [=]	16.4
	5 ⁴ = 625	5 [x] [=] [=] [=]	625.
	1 / 2 = 0.5	2 [÷] [=]	0.5
	$\frac{1}{(2 \times 3 + 10)} = 0.0625$	2 [x] 3 [+] 10 [÷] [=]	0.0625
	$\sqrt{144} = 12$	144 [$\sqrt{\quad}$]	12.
	\$14.90+\$0.35-\$1.45+	1490 [+] 35 [-] 145	145.
	\$12.05=\$25.85	[+] 1205 [=]	25.85

2. Cara melakukan kalkulasi dengan memory

	(12 x 4) - (20 ÷ 2)	[MC] [$\frac{ON}{C}$]	
	= 38	12 [x] 4 [M+] 20 [÷] 2 [M-]	MEMORY 10.
		[MR]	MEMORY 38.
		[MC] [$\frac{ON}{C}$]	0.

3. Cara kalkulasi dengan bilangan konstan

	2 + 3 = 5	2 [+] 3 [=]	5.
	4 + 3 = 7	4 [=]	7.
	3 x 4 = 12	3 [x] 4 [=]	12.
	3 x 6 = 18	6 [=]	18.

4. Penghapusan kalkulasi yang melewati

	1234567890123456	12345678901234567 ERROR	1'234'567'890'123'456.
	x 10000 =	[00→0]	1'234'567'890'123'456.
	1'234.567890123456x10 ¹⁶	[x] 10000 [=] ERROR	1'234.567890123456
		[$\frac{ON}{C}$]	0.

5. PERHITUNGAN MARK-UP & DOWN HARGA

	2000+(P x 20%)=P	2000 [÷] 20 [MU]	2'500.00
	$P = \frac{2000}{1-20\%} = 2'500.00$	[MU]	500.00
	2500-2000 = 500.00		
	2000-(P x 20%)=P	2000 [÷] 20 [+/-] [MU]	1'666.67
	$P = \frac{2000}{1+20\%} = 1'666.67$		
	$\frac{18000-15000}{15000} \times 100\%$	18000 [-] 15000 [MU]	20.00
	= 20.00%		

6. Perhitungan Pajak

	100+TAX(3%)	3 [RATE] [+TAX]	3. %
	= 103	100 [+TAX]	+TAX 103.
	Jumlah pajak = 3	[+TAX]	TAX 3.
	* 3 = Jumlah pajak	103 = Nilai termasuk pajak	
	206-TAX(3%)	[$\frac{ON}{C}$] [RATE] [-TAX]	3. %
	= 200	206 [-TAX]	-TAX 200.
	Jumlah pajak = 6	[-TAX]	TAX 6.
	* 6 = Jumlah pajak	200 = Nilai di luar pajak	

* 电源

中文

CITIZEN SDC-760N 是双重电池计算器(太阳能与电池供电),可以在任何光线下操作。

-自动关闭电源-

如果在7分钟左右不进行任何操作计算器的电源将会自动关闭。

-电池更换-

如果需要更换电池,打开下盖取出旧电池,将新电池放在电池槽中。更换电池后,请用一金属、椭圆形物体压按印刷电路板上的 RESET 板。

-重置操作-

如果计算器锁机且无法进一步操作按键,请同时按下[MC] & [=]按键的中央来解决这个情况。所有设置将返回默认设置。

* 按键索引

中文

[ON/C]: 开机/全部清除

[CE]: 清除输入

[00→0]: 末位删除键

[M+]: 加法记忆键

[M-]: 减法记忆键

[+/-]: 正负号改变键

[MR]: 显示记忆内容键

[MC]: 清除记忆内容键

[MU]: 标价/降价

[√]: 平方根键

[RATE]: 税收率设定键

[RECALL/TAX]: 无税的价格键/当按 [RATE] 和 [-TAX] 键时检索税收率

[STORE/+TAX]: 含税的价格键/当按 [RATE] 和 [+TAX] 键时, 储存税收率

 小数字设定开关

-F- 浮点小数模式

-0-2-3-4- 固定小数字模式

-A- 加位模式 自动在加法与减法计算中加入货币小数点

 无条件进入 / 四舍五入 / 无条件舍去 开关

显示屏各标志之意义:

MEMORY: 记忆

-MINUS: 负号

ERROR: 溢位 / 错误

TAX: 税收的量

-TAX: 不含税的价格

+TAX: 含税的价格

%: 储存的税收率



RATE: 税收率设定

* 操作范例


中文

1. 一般计算操作


在执行计算前, 先按 [ON/C] 键。

范例	按键操作	显示
 $2 \times 3 = 6$	2 [x] 2 [CE] 3 [=]	6.
$7 \times 9 = 63$	7 [÷] [x] 9 [=]	63.
$300 \times 27\% = 81$	300 [x] 27 [%]	81.
$\frac{11.2}{56} \times 100\% = 20\%$	11.2 [÷] 56 [%]	20.
$300 + (300 \times 40\%) = 420$	300 [+] 40 [%]	420.
$300 - (300 \times 40\%) = 180$	300 [-] 40 [%]	180.
$1400 \times 12\% = 168$	1400 [x] 12 [%]	168.
$6 + 4 + 7.5 = 17.5$	6 [+] 4 [+] 7.5 [=]	17.5
$5 \times 3 \div 0.2 = 75$	[ON/C] 5 [x] 3 [÷] 0.2 [=]	75.
$8 \div 4 \times 3.7 + 9 = 16.4$	8 [÷] 4 [x] 3.7 [+] 9 [=]	16.4
$5^4 = 625$	5 [x] [=] [=] [=]	625.
$1/2 = 0.5$	2 [÷] [=]	0.5
$\frac{1}{(2 \times 3 + 10)} = 0.0625$	2 [x] 3 [+] 10 [÷] [=]	0.0625
$\sqrt{144} = 12$	144 [√]	12.
 $\$14.90 + \$0.35 - \$1.45 +$	1490 [+] 35 [-] 145	145.
$\$12.05 = \25.85	[+] 1205 [=]	25.85

2. 记忆计算的操作

 $(12 \times 4) - (20 \div 2)$	[MC] [ON/C]	0.
$= 38$	12 [x] 4 [M+] 20 [÷] 2 [M-]	MEMORY 10.
	[MR]	MEMORY 38.
	[MC] [ON/C]	0.


3. 常数计算

 $2 + 3 = 5$	2 [+] 3 [=]	5.
$4 + 3 = 7$	4 [=]	7.
$3 \times 4 = 12$	3 [x] 4 [=]	12.
$3 \times 6 = 18$	6 [=]	18.


4. 超出运算容量的消除

1234567890123456	12345678901234567	ERROR	1'234'567'890'123'456.
$\times 10000 =$	[00→0]		1'234'567'890'123'456.
$1'234.567890123456 \times 10^{16}$	[x] 10000 [=]	ERROR	1'234.567890123456
	[ON/C]		0.

5. 标价&降价计算

 $2000 + (P \times 20\%) = P$	2000 [÷] 20 [MU]	2'500.00
$P = \frac{2000}{1 - 20\%} = 2'500.00$	[MU]	500.00
$2500 - 2000 = 500.00$		
$2000 - (P \times 20\%) = P$	2000 [÷] 20 [+/-] [MU]	1'666.67
$P = \frac{2000}{1 + 20\%} = 1'666.67$		
$\frac{18000 - 15000}{15000} \times 100\%$	18000 [-] 15000 [MU]	20.00
$= 20.00\%$		

6. 税率计算

 $100 + \text{TAX}(3\%)$	3 [RATE] [+TAX]	3. %
$= 103$	100 [+TAX]	+TAX 103.
税值 = 3	[+TAX]	TAX 3.
* 3 = 税值 103 = 含税值		
$206 - \text{TAX}(3\%)$	[ON/C] [RATE] [-TAX]	3. %
$= 200$	206 [-TAX]	-TAX 200.
税值 = 6	[-TAX]	TAX 6.
* 6 = 税值 200 = 不含税值		

*** ΤΡΟΦΟΔΟΣΙΑ**

Ελληνικά

Το CITIZEN SDC-760N είναι μια αριθμομηχανή με διπλή τροφοδοσία (ηλιακή ενέργεια υψηλής ισχύος + εφεδρική μπαταρία), η οποία λειτουργεί κάτω από οποιοσδήποτε συνθήκες φωτισμού.

-Λειτουργία αυτόματου κλεισίματος-

Η αριθμομηχανή κλείνει αυτόματα εάν δεν έχει υπάρξει καμία πληκτρολόγηση για 7 περίπου λεπτά.

-Αλλαγή μπαταρίας-

Εάν χρειαστεί να αλλάξει η εφεδρική μπαταρία, ανοίξτε το κάτω περίβλημα για να αφαιρέσετε την παλαιά μπαταρία και να εισάγετε μια νέα μπαταρία με την υποδεικνυόμενη πολικότητα. Μετά από την αλλαγή μπαταρίας, χρησιμοποιήστε ένα μεταλλικό, ελλειπτικό αντικείμενο για να πιάσετε το RESET στην πλακέτα τυπωμένου κυκλώματος.

-Λειτουργία επαναφοράς-

Εάν η αριθμομηχανή είναι κλειδωμένη και δεν επιτρέπει την περαιτέρω λειτουργία των πλήκτρων, για να αντιμετωπίσετε το πρόβλημα πιέστε ταυτόχρονα το κέντρο στο [MC] & [=]. Όλες οι ρυθμίσεις θα επανέλθουν στη ρύθμιση προεπιλογής.

*** ΕΥΡΕΤΗΡΙΟ ΠΛΗΚΤΡΩΝ**

Ελληνικά

[ON/C] : Πλήκτρο ανοίγματος / διαγραφής

[CE] : διαγραφής πληκτρολόγησης

[00→0] : Πλήκτρο δεξιάς μετατόπισης

[M+] : Πλήκτρο μνήμης συν

[M-] : Πλήκτρο μνήμης πλην

[+/-] : Πλήκτρο αλλαγής προσήμου ±

[√] : Πλήκτρο τετραγωνικής ρίζας

[MR] : Πλήκτρο ανάκλησης μνήμης

[MC] : Πλήκτρο διαγραφής μνήμης

[MU] : Πλήκτρο αύξησης/μείωσης τιμής

[RATE] : Πλήκτρο ρύθμισης συντελεστή φόρου

[RECALL] : Πλήκτρο τιμής χωρίς φόρο./ Ανάκληση συντελεστή φόρου όταν πιέζονται τα πλήκτρα [RATE] και [-TAX]

[STORE] : Πλήκτρο τιμής με φόρο./ Αποθήκευση συντελεστή φόρου όταν πιέζονται τα πλήκτρα [RATE] και [+TAX]

A 0 2 3 4 F

0 0 0 0 0 0

- F -

- 0 - 2 - 3 - 4 -

- A -

5/4

0 0 0 0 0 0

Διακόπτης επιλογής θέσης υποδιαστολής

Λειτουργία μεταβλητού αριθμού δεκαδικών

Λειτουργία σταθερού αριθμού δεκαδικών

Η λειτουργία προσθήκης εισάγει αυτόματα το νομισματικό δεκαδικό στις πράξεις πρόσθεσης και αφαίρεσης

Διακόπτης στρογγυλοποίησης προς τα επάνω / στρογγυλοποίησης / στρογγυλοποίησης προς τα κάτω

Οι ενδείξεις της οθόνης σημαίνουν τα εξής:

MEMORY : μνήμη.

-MINUS : Πλην (ή αρνητικό)

ERROR : Σφάλμα υπερχείλισης

TAX : Ποσό φόρου

-TAX : Τιμή χωρίς φόρο

+TAX : Τιμή με φόρο

RATE: Ρύθμιση συντελεστή φόρου

%: Αποθηκευμένος συντελεστής φόρου

*** ΠΑΡΑΔΕΙΓΜΑΤΑ ΛΕΙΤΟΥΡΓΙΑΣ**

Ελληνικά

1. Παραδείγματα υπολογισμών

Πριν πραγματοποιήσετε κάθε υπολογισμό, πατήστε το πλήκτρο [ON/C].

Παράδειγμα	Λειτουργία πλήκτρου	Οθόνη
2 x 3 = 6	2 [x] 2 [CE] 3 [=]	6.
7 x 9 = 63	7 [+/-] [x] 9 [=]	63.
300 x 27% = 81	300 [x] 27 [%]	81.
11.2 / 56 x 100% = 20%	11.2 [÷] 56 [%]	20.
300 + (300 x 40%) = 420	300 [+] 40 [%]	420.
300 - (300 x 40%) = 180	300 [-] 40 [%]	180.
1400 x 12% = 168	1400 [x] 12 [%]	168.
6 + 4 + 7.5 = 17.5	6 [+] 4 [+] 7.5 [=]	17.5
5 x 3 ÷ 0.2 = 75	[ON/C] 5 [x] 3 [÷] 0.2 [=]	75.
8 ÷ 4 x 3.7 + 9 = 16.4	8 [÷] 4 [x] 3.7 [+] 9 [=]	16.4
5 ⁴ = 625	5 [x] [=] [=] [=]	625.
1 / 2 = 0.5	2 [÷] [=]	0.5
1 / (2 x 3 + 10) = 0.0625	2 [x] 3 [+] 10 [÷] [=]	0.0625
√144 = 12	144 [√]	12.
\$14.90 + \$0.35 - \$1.45 + \$12.05 = \$25.85	1490 [+] 35 [-] 145 [+]	145. 25.85

2. Υπολογισμός μνήμης

(12 x 4) - (20 ÷ 2) = 38	[MC] [ON/C]	0.
	12 [x] 4 [M+] 20 [÷] 2 [M-]	10.
	[MR]	38.
	[MC] [ON/C]	0.

3. Υπολογισμός σταθεράς

2 + 3 = 5	2 [+] 3 [=]	5.
4 + 3 = 7	4 [=]	7.
3 x 4 = 12	3 [x] 4 [=]	12.
3 x 6 = 18	6 [=]	18.

4. Διαγραφή σφάλματος υπερχείλισης

1234567890123456 x 10000 =	12345678901234567 ERROR	1'234'567'890'123'456.
1'234.567890123456x10 ¹⁰	[00→0]	1'234'567'890'123'456.
	[x] 10000 [=]	ERROR 1'234.567890123456
	[ON/C]	0.

5. Υπολογισμός αύξησης & Μείωσης τιμής

2000 + (P x 20%) = P	2000 [÷] 20 [MU]	2'500.00
P = 2000 / 1 - 20% = 2'500.00	[MU]	500.00
2500 - 2000 = 500.00		
2000 - (P x 20%) = P	2000 [÷] 20 [+/-] [MU]	1'666.67
P = 2000 / 1 + 20% = 1'666.67		
18000 - 15000 / 15000 x 100% = 20.00%	18000 [-] 15000 [MU]	20.00

6. Υπολογισμός φόρου

100 + TAX(3%) = 103	3 [RATE] [+TAX]	3. %
Σύνολο φόρου = 3	100 [+TAX]	+TAX 103.
*3 = Σύνολο φόρου	[+TAX]	TAX 3.
206 - TAX(3%) = 200	[ON/C] [RATE] [-TAX]	3. %
Σύνολο φόρου = 6	206 [-TAX]	-TAX 200.
*6 = Σύνολο φόρου	200 = Αξία άνευ φόρου	TAX 6.

WEEE MARK

- En** If you want to dispose this product, do not mix with general household waste. There is a separate collection systems for used electronics products in accordance with legislation under the WEEE Directive (Directive 2002/96/EC) and is effective only within European Union.
- Ge** Wenn Sie dieses Produkt entsorgen wollen, dann tun Sie dies bitte nicht zusammen mit dem Haushaltsmüll. Es gibt im Rahmen der WEEE-Direktive innerhalb der Europäischen Union (Direktive 2002/96/EC) gesetzliche Bestimmungen für separate Sammelsysteme für gebrauchte elektronische Geräte und Produkte.
- Fr** Si vous souhaitez vous débarrasser de cet appareil, ne le mettez pas à la poubelle avec vos ordures ménagères. Il existe un système de récupération distinct pour les vieux appareils électroniques conformément à la législation WEEE sur le recyclage des déchets des équipements électriques et électroniques (Directive 2002/96/EC) qui est uniquement valable dans les pays de l'Union européenne.
Les appareils et les machines électriques et électroniques contiennent souvent des matières dangereuses pour l'homme et l'environnement si vous les utilisez et vous vous en débarrassez de façon inappropriée.
- Sp** Si desea deshacerse de este producto, no lo mezcle con residuos domésticos de carácter general. Existe un sistema de recogida selectiva de aparatos electrónicos usados, según establece la legislación prevista por la Directiva 2002/96/CE sobre residuos de aparatos eléctricos y electrónicos (RAEE), vigente únicamente en la Unión Europea.
- It** Se desiderate gettare via questo prodotto, non mescolatelo ai rifiuti generici di casa. Esiste un sistema di raccolta separato per i prodotti elettronici usati in conformità alla legislazione RAEE (Direttiva 2002/96/CE), valida solo all'interno dell'Unione Europea.
- Du** Deponer dit product niet bij het gewone huishoudelijk afval wanneer u het wilt verwijderen. Er bestaat ingevolge de WEEE-richtlijn (Richtlijn 2002/96/EG) een speciaal wettelijk voorgeschreven verzamelstelsel voor gebruikte elektronische producten, welk alleen geldt binnen de Europese Unie.
- Da** Hvis du vil skille dig af med dette produkt, må du ikke smide det ud sammen med dit almindelige husholdningsaffald. Der findes et separat indsamlingssystem for udtjente elektroniske produkter i overensstemmelse med lovgivningen under WEEE-direktivet (direktiv 2002/96/EC), som kun er gældende i den Europæiske Union.
- Por** Se quiser deitar fora este produto, não o misture com o lixo comum. De acordo com a legislação que decorre da Directiva REEE – Resíduos de Equipamentos Eléctricos e Electrónicos (2002/96/CE), existe um sistema de recolha separado para os equipamentos electrónicos fora de uso, em vigor apenas na União Europeia.
- Pol** Jeżeli zamierzasz pozbyć się tego produktu, nie wyrzucaj go razem ze zwykłymi domowymi odpadkami. Według dyrektywy WEEE (Dyrektywa 2002/96/EC) obowiązującej w Unii Europejskiej dla używanych produktów elektronicznych należy stosować oddzielne sposoby utylizacji.



JM74932-00F

Information for Users on Collection and Disposal of used Batteries.

The symbol in this information sheet means that used batteries should not be mixed with general household waste.

For proper treatment, recovery and recycling of used batteries, please take them to applicable collection points.

For more information about collection and recycling of batteries, please contact your local municipality, your waste disposal service or the point of sale where you purchased the items.



Information on Disposal in other Countries outside the European Union.

This symbol is only valid in the European Union.

If you wish to discard used batteries, please contact your local authorities or dealer and ask for the correct method of disposal.